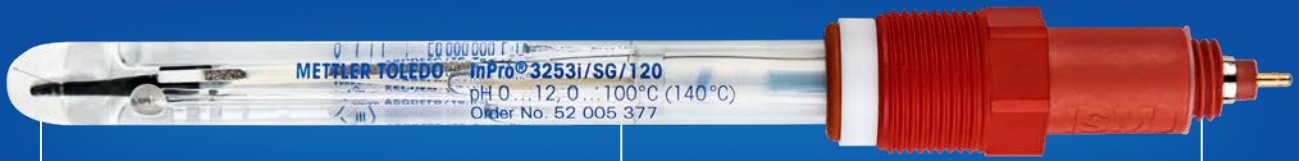
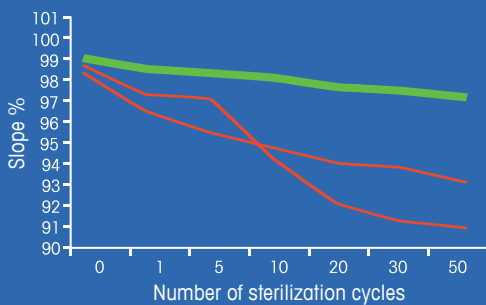


3 Reasons to Switch to ISM pH Sensors For Bioprocessing



66% Reduction in Calibration Requirements

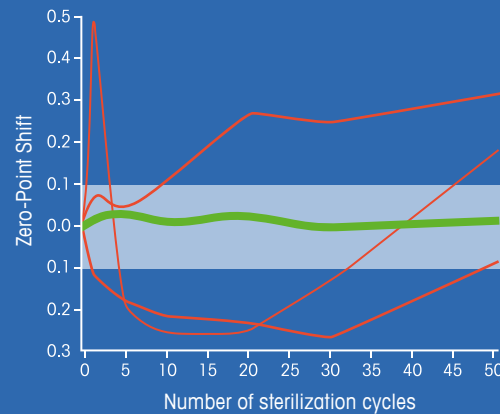
- Most sensors are calibrated periodically: Based on a fixed schedule, not need.
- ISM predictive diagnostics use sensor output to ensure calibration only when needed.
- Specialized glass and reference system lead to low zero-point shift reducing the need for calibration.



Legend: InPro 3253i (Green line), Competitors (Red lines)

5x Less Measurement Variability

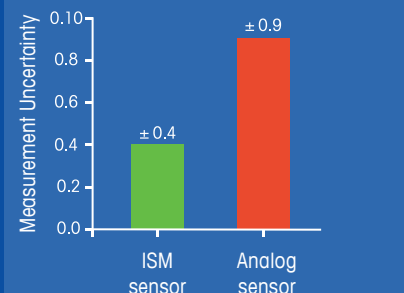
- Most sensors experience drastic zero-point shifts after a few autoclave cycles.
- Specially designed, rigorously tested ISM pH sensors keep their zero-point 5x better, even after dozens of autoclave cycles.



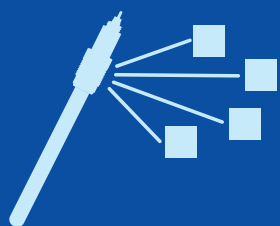
Legend: InPro 3253i (Green line), Competitors (Red lines)

120% Improved Accuracy

- Analog pH sensors introduce up to 0.1 pH unit of error due to environmental factors.
- ISM pH sensors convert the signal to digital in the sensor, preventing interference.
- Algorithms mitigate temperature errors and buffer uncertainties.



Legend: InPro 3253i (Green bar), Analog sensor (Red bar)



What Is ISM?

Intelligent Sensor Management (ISM) is a **digital technology** that incorporates a microprocessor directly into sensors. This enables analog to digital signal conversion for greater accuracy and interference-free measurements, plus on-board storing of calibration data and predictive diagnostics.

Get Information and Pricing on the InPro 3253i:
ISM pH Sensor for Bioprocessing
▶ www.mt.com/InPro3253i