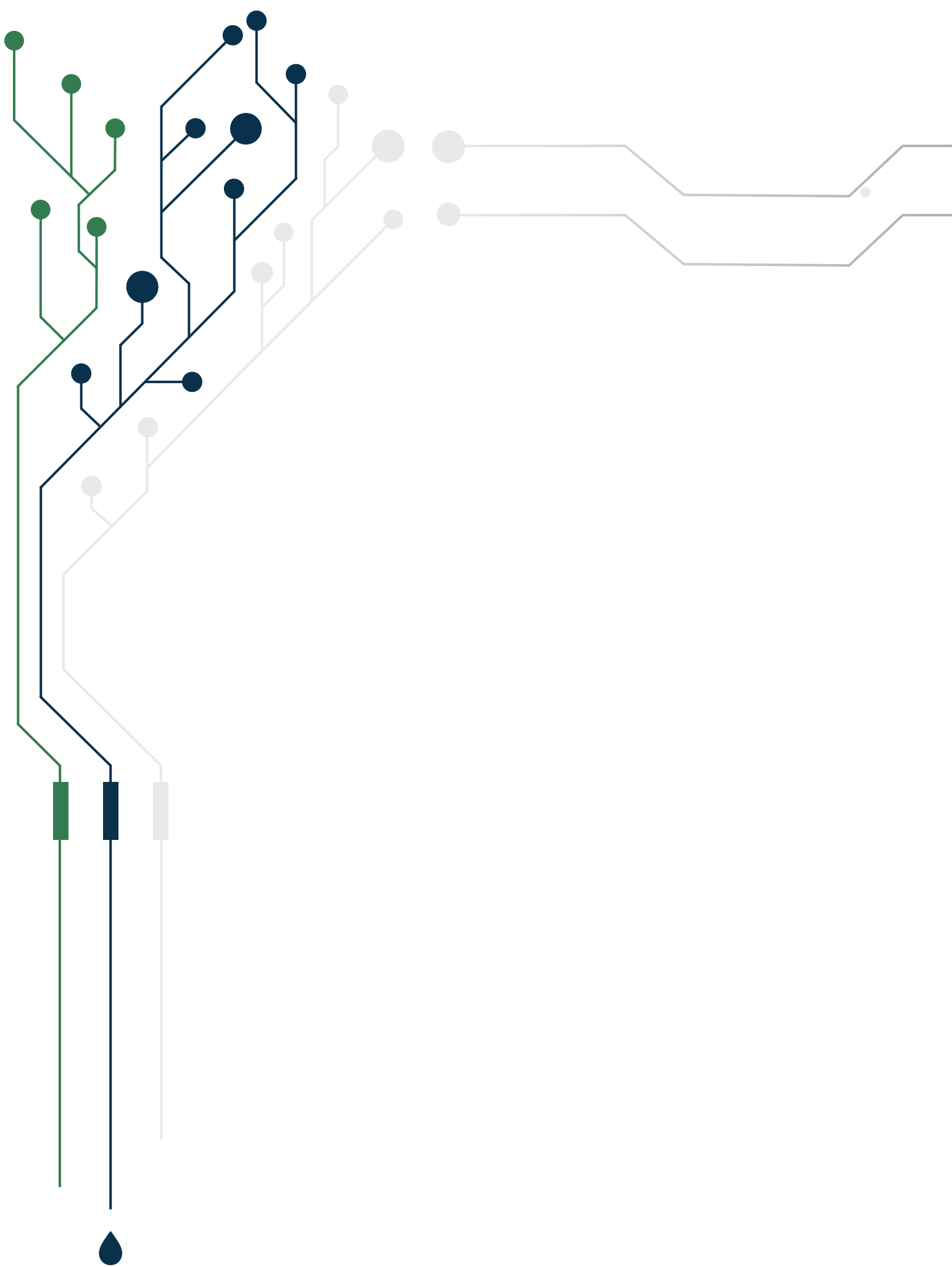


# OMNISITE PRODUCT CATALOG





---

# TABLE OF CONTENTS

---

■	HOW TO ORDER	04
■	MASTER REP AND VAR CONTACT INFORMATION	06
■	DEVICES	23
■	DEVICE MODIFICATIONS	31
■	ACCESSORIES	35
■	WIRELESS SERVICE	63
■	REPAIR POLICIES	65

# How To Order

OmniSite's sales and services are handled on a national basis by our sales representative network. Because of this, we do NOT do direct sales. The purpose of this catalog is to provide an easy and streamlined process for our customers to place orders through their sales representative. If you are a new customer or need contact information for your local sales representative, we can assist you at [sales@omnisite.com](mailto:sales@omnisite.com) or you can locate a sales rep at [www.omnisite.com/where-to-buy](http://www.omnisite.com/where-to-buy).

## TO PLACE AN ORDER:

**Customers** – Work with your sales rep to select the product(s) you wish to purchase from this catalog. Note the listed part number (located under their respective **Order Information** sections) for reference. Contact your sales representative and provide him/her with this information. Your sales rep will complete your OmniSite order.



**EXAMPLE ORDER** (Please reference the example below for how to give your sales rep order information for your desired product if it were a Crystal Ball with a 1 year standard cellular service plan):

To	[rep-email]	Bcc
Cc		
[Your Company Name] - Purchase Order		
I'd like to purchase a Crystal Ball with a 1 year standard cellular service plan		
Part Numbers: U-CB and S-WS-CX-STD1		

**Sales Representatives** – Obtain order information from your client. Reference that information to fill out our online Product Order Form. This form will provide you with correct part numbers and an estimated quote. When submitted, it goes directly to our sales team.

You can also call in an order to our inside sales team at 317-885-6330 X 4. (We no longer offer an online store. Therefore, methods listed above are the only methods of order placement we support.)

**EXAMPLE ORDER** (Please reference sample order below for an XR50 with NEMA Enclosure):

Product and Service Options	
<p>Please select any OmniSite product or service type you will be ordering: *</p> <p><input type="checkbox"/> OmniBeacon   U-OB</p> <p><input checked="" type="checkbox"/> XR50   U-XR50</p> <p><input type="checkbox"/> Crystal Ball   U-CB</p> <p><input type="checkbox"/> Product Accessories</p> <p><input type="checkbox"/> Wireless Service</p>	<p><input checked="" type="checkbox"/> XR50   U-XR50</p> <p><input type="checkbox"/> Crystal Ball   U-CB</p> <p><input type="checkbox"/> Product Accessories</p> <p><input type="checkbox"/> Wireless Service</p>
<p> Please make required selections below for your XR50 order:</p> <p><small>Please note: If you are placing an order for multiple XR50s that will contain different selections, please follow the prompts.</small></p> <p>XR50 Order Quantity: *</p> <p><input type="text"/></p> <p><small>Must be a number.</small></p> <p>Please select XR50 power supply: *</p> <p><input type="radio"/> 120 Volt   Standard</p> <p><input type="radio"/> 12 Volt   -12V</p>	<p> Please make required selections below for your XR50 order:</p> <p><small>Please note: If you are placing an order for multiple XR50s that will contain different selections, please follow the prompts.</small></p> <p>XR50 Order Quantity: *</p> <p><input type="text"/></p> <p><small>Must be a number.</small></p> <p>Please select XR50 power supply: *</p> <p><input type="radio"/> 120 Volt   Standard</p> <p><input type="radio"/> 12 Volt   -12V</p>
<p>Please select XR50 enclosure type: *</p> <p><input type="radio"/> No Enclosure (Panel Mount Only)   Standard</p> <p><input checked="" type="radio"/> NEMA 4X Polycarbonate Enclosure with Gray Cover   S-ENCL-CX-OPN4X</p> <p><input type="radio"/> NEMA 4X Polycarbonate Enclosure with Clear Cover   S-ENCL-CX-CLN4X</p>	<p>Please select XR50 enclosure type: *</p> <p><input type="radio"/> No Enclosure (Panel Mount Only)   Standard</p> <p><input checked="" type="radio"/> NEMA 4X Polycarbonate Enclosure with Gray Cover   S-ENCL-CX-OPN4X</p> <p><input type="radio"/> NEMA 4X Polycarbonate Enclosure with Clear Cover   S-ENCL-CX-CLN4X</p>

Some orders may require modifications. Under our new part numbers system, specified modifiers are indicated with a (–).

**EXAMPLE ORDER** (Please reference sample order below for an XR50 with an AT&T radio modifier and a NEMA Enclosure):

Are you a sales representative that still needs access to the online Product Order Form? Please contact [sales@omniste.com](mailto:sales@omniste.com).

*Please note, all OmniSite products are shipped from our location in Indianapolis, Indiana; shipping and handling will be added to final price.*

## Warranty

All products come with a one (1) year parts and labor warranty.

### To return defective equipment:

Call our support line and receive an RMA number (Returned Material Authorization). We will repair or replace any returned products at our discretion. For more information about our repair policies, please see page 66 of this catalog.

Please note: Defective equipment must be returned to OmniSite by the customer or sales rep at customer or sales representative's expense, unless customer is on the OmniAdvantage Plan. CONTACT SUPPORT: [support@omnisite.com](mailto:support@omnisite.com) | 317-885-6330 X 3. For more information about the OmniAdvantage Plan, please see page 67 of this catalog.

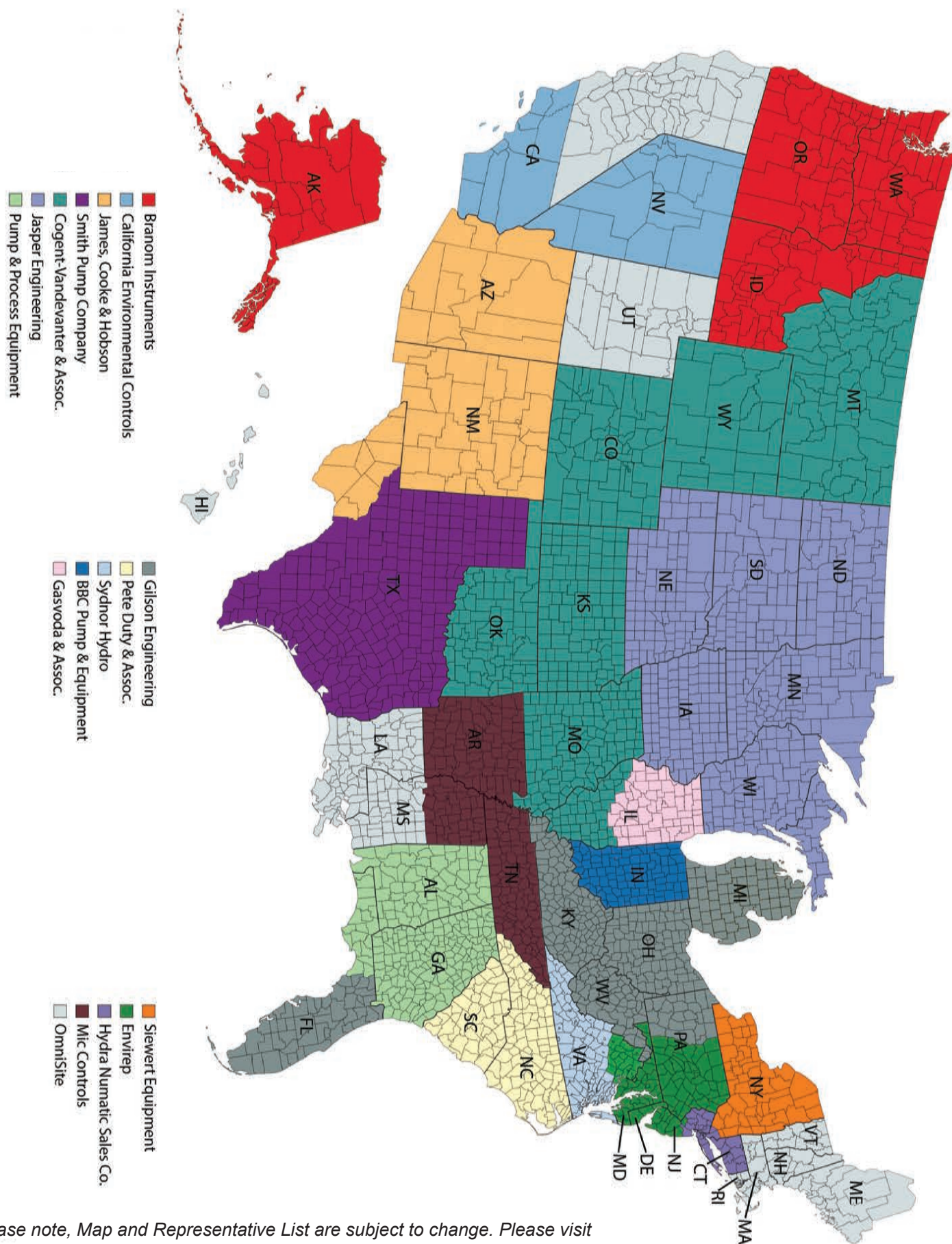
## Tech Support

Our technical support department is open Mon-Fri, 8AM-5PM EST at 317-885-6330 X 3 or [support@omnisite.com](mailto:support@omnisite.com). If you have an after-hours emergency, call this same number, and follow the phone prompts. (Please note there could be a charge for after-hours support unless you are an OmniAdvantage customer.)

Our technical support team is highly trained, professional, and friendly. Our techs are the same people who do the final test and documentation on all our products that ship out the door. This keeps our techs up-to-date with the latest changes, as well as familiar with all our products.



## Master Representative Territory Map



*Please note, Map and Representative List are subject to change. Please visit [www.omniste.com/where-to-buy](http://www.omniste.com/where-to-buy) for latest information about rep territories.*

# Master Representative and Value Added Resellers

## Contact Information

<b>Alabama</b>	<i>Pump &amp; Process Equipment</i> 300 Shadow Wood Park Birmingham, AL 35244 Phone: 800-500-0029   Email: sales@pumpanprocess.net   Fax: 205-987-3622 ♦ Master Representative
<b>Alaska</b>	<i>Branom Instrument Co</i> 137 E 50th St Garden City, ID 83714 Phone: 877-336-5444   Email: boise@branom.com ♦ Master Representative
<b>Arizona</b>	<i>James, Cooke, &amp; Hobson, Inc.</i> 3501 E. Broadway Road Phoenix, AZ 85040 Phone: 602-243-0585   Email: sales@jchinc.com   Fax: 602-276-5402 ♦ Master Representative
<b>Arkansas</b>	<i>MIC Sales, Inc.</i> 2360 Covington Cove Memphis, TN 38134 Phone: 800-697-4642   Email: larryh@mic-sales.net ♦ Master Representative  <i>Haynes Equipment Co.</i> 2800 North St. Suite 135 Rogers, AR 72756 Phone: 479-372-6534   Email: kcartmell@haynesequip.com Value Added Reseller
<b>California</b>	<i>California Environmental Controls INC.</i> 6739 Washington Avenue Whittier, CA 90601 Phone: 562-945-3425   Email: cec@calencon.com ♦ Master Representative  <i>Oakville Pump Service Inc.</i> 7855 ST. HELENA HWY 29 OAKVILLE, , California 94562 Phone: 707- 944-2471   Email: nik@oakvillepump.com Value Added Reseller
<b>Colorado</b>	<i>Water Technology Group – Denver / Wyoming / Montana</i> 14452 W. 44th Ave Golden , CO 80403 Phone: 918-585-5703   Email: bbenas@wtrgroup.com ♦ Master Representative

# Master Representative and Value Added Resellers

## Contact Information (cont.)

<b>Connecticut</b>	<i>Hydra-Numatic Sales Co.</i> Hartford, CT Phone: 973-492-0181   Email: sales@hnscompany.com   Fax: 973-492-1909 ♦ Master Representative
<b>Delaware</b>	<i>Envirep/TLC – Phoenixville, PA Office</i> Phoenixville, PA 19460 Email: WLaPorte@envirep.com ♦ Master Representative
<b>Florida</b>	<i>Gilson Engineering Sales</i> 809 NW 126th Ave. Coral Springs, FL 33071 Phone: 954-644-9602   Email: sg@gilsoneng.com   Fax: 407-444-0335 ♦ Master Representative  <i>Gilson Engineering Sales</i> 144 Harston Court Heathrow, FL 32746 Phone: 407-444-0334   Email: sg@gilsoneng.com   Fax: 407-444-0335 ♦ Master Representative  <i>Gilson Engineering Sales</i> 828 Walsingham Way Valrico, FL 33594 Phone: 813-505-1413   Email: sg@gilsoneng.com   Fax: 813-655-3513 ♦ Master Representative  <i>Pump &amp; Process Equipment</i> 3820 Hopkins St Pensacola, FL 32505 Phone: 888-464-7867   Fax: 850-432-1336 ♦ Master Representative
<b>Georgia</b>	<i>Pump &amp; Process Equipment</i> 2180 Sattelite BLVD. Duluth, GA 30097 Phone: 912-659-6180   Email: sales@pumpanprocess.net   Fax: 205-987-3622 ♦ Master Representative
<b>Hawaii</b>	Unrepresented Territory. Contact OmniSite directly for assistance.



## Idaho

*Branom Instrument Co*  
137 E 50th St  
Garden City, ID 83714  
Phone: 877-336-5444 | Email: boise@branom.com  
♦ Master Representative

*Advanced Pump & Equipment, Inc.*  
Boise, ID  
Phone: 406-586-1700 | Fax: 406-586-1710  
Value Added Reseller

*R.C. Worst & Co., Inc.*  
625 E. Best Ave.  
Coeur d' Alene, ID 83814  
Phone: 208-770-2551 | Email: customer.service@rcworst.com |  
Fax: 208-6678775  
Value Added Reseller

## Illinois

*Vandevanter Engineering – Illinois & Eastern Missouri*  
1550 Larkin Williams Road  
Fenton, MO 63026  
Phone: 636-343-8880 | Email: bnienaber@vandevanter.com  
♦ Master Representative

*Gasvoda & Associates, Inc*  
1530 Huntington Drive  
Calumet City, IL 60409  
Phone: 708-891-4400 | Email: info@gasvoda.com | Fax: 708-891-5786  
♦ Master Representative

## Indiana

*BBC Pump & Equipment*  
777 North Tibbs Avenue  
Indianapolis, IN 46222  
Phone: 317-636-1111 | Email: sales@bbcpump.com | Fax: 317-636-5467  
♦ Master Representative

*Utility Services*  
2501 Chicago St.  
Suite 4  
Valparaiso, IN 46385  
Phone: 219-759-0193 | Email: info@utilityservicescorp.com  
Value Added Reseller

*SecureTech*  
24220 US-31  
Cicero, IN 46034  
Phone: 317-758-0293 | Email: INFO@SECURETECHINDY.COM  
Value Added Reseller

# Master Representative and Value Added Resellers Contact Information (cont.)

## Iowa

### *Jasper Engineering*

Des Moines, IA

Phone: 319-266-2444 | Email: [info-mpls@jaspereng.com](mailto:info-mpls@jaspereng.com)

♦ Master Representative

### *Jetco, Inc.*

208 1st Ave. S

Altoona, IA 50009

Phone: 515-967-5874 | Fax: 515-967-4110

Value Added Reseller

### *Allied Systems, Inc.*

2200 E. Douglas Ave.

Des Moines, IA 50313

Phone: 515-246-9999 | Email: [sobermolte@asidsm.com](mailto:sobermolte@asidsm.com) | Fax: 515-223-6642

Value Added Reseller

### *Iowa Central Electric*

1221 Water St.

Alden, IA 50006

Phone: 515-859-7072

Value Added Reseller

### *Quality Pump & Control Inc*

840 15th St. Sw

Mason City, IA 50401

Phone: 641-422-0441 | Email: [kit@qualitypump.net](mailto:kit@qualitypump.net)

Value Added Reseller

### *Mississippi Valley Pump, Inc.*

435 South Devils Glen Road

Bettendorf, IA 52722

Phone: 563-359-3223 | Email: [shellie@misvalpump.com](mailto:shellie@misvalpump.com)

Value Added Reseller

<b>Kansas</b>	<p><i>Fluid Equipment – Western Missouri &amp; Kansas</i>  318 Broadway Blvd  Kansas City, MO 64105  Phone: 816-795-8511   Email: bnienaber@cogentcompanies.com  ♦ Master Representative</p> <p><i>Alexander Pump and Services, Inc.</i>  17728 NW 62nd Street  St. Marys, KS 66536  Phone: 785-437-6305   Email: aps@kansas.net  Value Added Reseller</p> <p><i>Advance Control Solutions LLC</i>  4602 CR 5100  Cherryvale, KS 67335  Phone: 620-330-1905   Email: tmedlock@advancecontrolsolutions.net  Value Added Reseller</p>
<b>Kentucky</b>	<p><i>Gilson Engineering Sales</i>  2697 Sawbury Blvd.  Columbus, OH 43235  Phone: 800-860-4499   Email: jw@gilsoneng.com   Fax: 412-366-1728  ♦ Master Representative</p>
<b>Louisiana</b>	<p>Unrepresented Territory. Contact OmniSite directly for assistance.</p>
<b>Maine</b>	<p><i>Amco Instrument Group</i>  Bangor, ME  Phone: 508-966-3060   Email: info@associatemeasurement.com    Fax: 508-966-3311  Value Added Reseller</p>
<b>Maryland</b>	<p><i>Envirep/TLC – Sykesville, MD Office</i>  Sykesville, MD 21784  Email: DSwan@Envirep.com  ♦ Master Representative</p> <p><i>Envirep/TLC – Fallston, MD Office</i>  Fallston, MD 21047  Email: BCheney@envirep.com  ♦ Master Representative</p>
<b>Massachusetts</b>	<p><i>Amco Instrument Group</i>  PO Box 775  Bellingham, MA 02019  Phone: 508-966-3060   Email: info@associatemeasurement.com    Fax: 508-966-3311  Value Added Reseller</p>

# Master Representative and Value Added Resellers Contact Information (cont.)

## Michigan

### *Gilson Engineering Sales*

3069 Biber Street, Apartment 06

East Lansing MI, 48823

Phone: 248-417-1102 | Alt. Phone: 412-348-3051 | Email [wr@gilsoneng.com](mailto:wr@gilsoneng.com)

♦ Master Representative

### *Jasper Engineering*

PO Box 338

Ishpeming, MI 49849

Phone: 906-485-6361 | Email: [info-mi@jaspereng.com](mailto:info-mi@jaspereng.com)

♦ Master Representative

### *Robinson Electrical & Mechanical*

11475 W. Lincoln Rd.

Riverdale, MI 48877

Phone: 989-833-7440 | Fax: 989-833-7870

Value Added Reseller

## Minnesota

### *Jasper Engineering*

3800 5th Ave W, Suite 1

Hibbing, MN 55746

Phone: 218-262-3421 | Email: [info-hib@jaspereng.com](mailto:info-hib@jaspereng.com)

♦ Master Representative

### *Jasper Engineering*

700 Hamel Road

Medina, MN 55340

Phone: 952-938-6504 | Email: [info-mpls@jaspereng.com](mailto:info-mpls@jaspereng.com)

♦ Master Representative

### *Minnesota Pump Works*

1 Cannon St. W

Dundas, MN 55019

Phone: 507-645-8004 | Email: [info@minnesotapumpworks.com](mailto:info@minnesotapumpworks.com) | Fax: 507-645-7533

Value Added Reseller

### *QFSI*

800 6th St NW

New Prague, MN 56071

Phone: 952-758-9445 | Email: [cory@qfsi.net](mailto:cory@qfsi.net)

Value Added Reseller

**Minnesota  
(cont.)**

*North Star Pump Service*  
9245 247th St. W.  
Lakeville, MN 55044  
Phone: 952-469-1422 | Fax: 952-469-5246  
Value Added Reseller

**Mississippi**

*MIC Sales, Inc.*  
2360 Covington Cove  
Memphis, TN 38134  
Phone: 800-697-4642 | Email: larryh@micsales.net  
♦ Master Representative

**Missouri**

*Fluid Equipment – Western Missouri & Kansas*  
318 Broadway Blvd  
Kansas City, MO 64105  
Phone: 816-795-8511 | Email: bnienaber@cogentcompanies.com  
♦ Master Representative

*Vandevanter Engineering – Illinois & Eastern Missouri*  
1550 Larkin Williams Road  
Fenton, MO 63026  
Phone: 636-343-8880 | Email: bnienaber@vandevanter.com  
♦ Master Representative

*FTC Equipment, LLC*  
5238 Winner Road  
Kansas City, MO 64127  
Phone: 816-833-7200 | Email: mikem@ftcequipment.com | Fax: 816-833-1074  
Value Added Reseller

**Montana**

*Water Technology Group – Denver / Wyoming / Montana*  
14452 W. 44th Ave  
Golden , CO 80403  
Phone: 918-585-5703 | Email: bbenawtrgroup.com  
♦ Master Representative

*Advanced Pump & Equipment, Inc.*  
1408 Gold Avenue  
Suite #6  
Bozeman, MT 59715  
Phone: 406-586-1700 | Fax: 406-586-1710  
Value Added Reseller

**Nebraska**

*Jasper Engineering*  
Omaha, NE  
Phone: 402-238-2046 | Email: info-mpls@jaspereng.com  
♦ Master Representative

## Master Representative and Value Added Resellers Contact Information (cont.)

### Nevada

*California Environmental Controls INC.*  
6739 Washington Avenue  
Whittier, California 90601  
Phone: 562-945-3425 | Email: cec@calencon.com  
♦ Master Representative

### New Hampshire

*Amco Instrument Group*  
Manchester, NH  
Phone: 508-966-3060 | Email: info@associatemeasurement.com |  
Fax: 508-966-3311  
Value Added Reseller

### New Jersey

*Envirep/TLC – Main Office*  
3705 Trindle Road  
Camp Hill, PA 17011  
Phone: 717-761-7884 | Email: Sales@Envirep.com | Fax: 717-737-5817  
♦ Master Representative

*Hydra-Numatic Sales Co.*  
22 Park Place  
PO Box 760  
Butler, NJ 07405  
Phone: 973-492-0181 | Email: sales@hnscompany.com | Fax: 973-492-1909  
♦ Master Representative

### New Mexico

*James, Cooke, & Hobson, Inc.*  
3810 Academy Pkwy S NE  
Albuquerque, NM 87109  
Phone: 505-344-7100 | Email: sales@jchinc.com | Fax: 505-345-1487  
♦ Master Representative

### New York

*Siewert Equipment*  
175 Akron St.  
Rochester, NY 14609  
Phone: 585-482-9640 | Email: smcnamara@siewertequipment.com |  
Fax: 585-482-4149  
♦ Master Representative

*Siewert Equipment*  
175 Akron St.  
Rochester, NY 14609  
Phone: 585-482-9640 | Email: smcnamara@siewertequipment.com |  
Fax: 585-482-4149  
♦ Master Representative



**New York  
(cont.)**

*Siewert Equipment*  
175 Akron St.  
Rochester, NY 14609  
Phone: 585-482-9640 | Email: smcnamara@siewertequipment.com |  
Fax: 585-482-4149  
♦ Master Representative

**North Carolina**

*Pete Duty & Associates, Inc.*  
2219 Leah Drive  
Hillsborough, NC 27278  
Phone: 919-245-5070 | Fax: 919-245-5071  
♦ Master Representative

**North Dakota**

*Jasper Engineering*  
Bismarck, ND  
Phone: 701-258-4070 | Email: info-bis@jaspereng.com  
♦ Master Representative

*Jasper Engineering*  
Williston, ND  
Phone: 800-776-6184 | Email: info-mpls@jaspereng.com  
♦ Master Representative

*Dakota Supply Group*  
3021 E Broadway  
Bismarck, ND 58501  
Phone: 701-255-7112 | Email: bmksales@dsginc.biz | Fax: 701-255-7145  
Value Added Reseller

**Ohio**

*Gilson Engineering Sales*  
2697 Sawbury Blvd.  
Columbus, OH 43235  
Phone: 800-860-4499 | Email: jw@gilsoneng.com | Fax: 412-366-1728  
♦ Master Representative

*Gilson Engineering Sales*  
2776 Berkshire Road  
Cleveland Heights, OH 44106  
Phone: 800-860-4499 | Email: th@gilsoneng.com | Fax: 412-366-1728  
♦ Master Representative

*Gilson Engineering Sales*  
26953 Mingo Drive  
Perrysburg, OH 43551  
Phone: 800-860-4499 | Email: jb@gilsoneng.com | Fax: 412-366-1728  
♦ Master Representative

## Master Representative and Value Added Resellers Contact Information (cont.)

### Ohio (cont.)

*Ohio Electric Control*  
2395 Rock Road  
Ashland, OH 44805  
Phone: 419-289-1553 | Fax: 419-289-5555  
Value Added Reseller

*Control Interface, Inc.*  
517 Commercial Drive  
Fairfield, OH 45014  
Phone: 888-874-2062 | Email: sales@controlinterface.com | Fax: 513-874-2099  
Value Added Reseller

*SCADAtech*  
7384 E. Main Street  
Suite B  
Reynoldsburg, OH 43068  
Phone: 612-552-7726 | Email: sales@sctohio.com | Fax: 614-866-7910  
Value Added Reseller

### Oklahoma

*Automatic Engineering*  
412 N. Redbud Ave  
Broken Arrow, OK 74012  
Phone: 918-585-5703 | Email: bbenacogentcompanies.com  
♦ Master Representative

### Oregon

*Branom Instrument Co*  
8435 N Interstate Pl.  
Portland, OR 97217  
Phone: 800-452-4454 | Email: portland@branom.com  
♦ Master Representative

### Pennsylvania

*Envirep/TLC – Main Office*  
3705 Trindle Road  
Camp Hill, PA 17011  
Phone: 717-761-7884E | mail: Sales@Envirep.com | Fax: 717-737-5817  
♦ Master Representative

*Envirep/TLC – Phoenixville, PA Office*  
Phoenixville, PA 19460  
Email: WLaPorte@envirep.com  
♦ Master Representative

*Gilson Engineering Sales*

535 Rochester Road

Pittsburgh, PA 15237

Phone: 412-369-0100 | Email: tk@gilsoneng.com | Fax: 412-366-1728

♦ Master Representative

*Miller Pump Supply*

9910 Peach St

Waterford, PA 16441

Phone: 814-796-8801 | Fax: 814-796-8006

Value Added Reseller

*Integrated Environmental Technologies, Inc.*

124 Edgewood Drive

Washington, PA 15301

Phone: 800-270-6052 | Email: sales@ietechinc.com | Fax: 724-261-5330

Value Added Reseller

*W.C. Weil Company*

PO Box 199

Allison Park, PA 15101

Phone: 412-487-7140 | Fax: 412-398-1162

Value Added Reseller

**Rhode Island***Hydra-Numatic Sales Co.*

Providence, RI

Phone: 973-492-0181 | Email: sales@hnscompany.com | Fax: 973-492-1909

♦ Master Representative

**South Carolina***Pete Duty & Associates, Inc.*

1121 Drayton St.

Newberry, SC 29108

Phone: 803-276-3211 | Fax: 803-276-3212

♦ Master Representative

**South Dakota***Jasper Engineering*

Bismarck, ND

Phone: 701-258-4070 | Email: info-bis@jaspereng.com

♦ Master Representative

*Dakota Supply Group*

3610 Saint Paul Ave.

Sioux Falls, SD 57101

Phone: 605-336-8884 | Email: auto@dsginc.biz | Fax: 605-336-2392

Value Added Reseller

## Master Representative and Value Added Resellers Contact Information (cont.)

### Tennessee

*MIC Sales, Inc.*  
2360 Covington Cove  
Memphis, TN 38134  
Phone: 800-697-4642 | Email: larryh@micsales.net  
♦ Master Representative

### Texas

*Smith Pump Company*  
4624 Martin Luther King Fwy  
Ft. Worth, TX 76119  
Phone: 817-589-2060 | Email: shanek@smithpump.com | Fax: 817-595-4900  
♦ Master Representative

*Smith Pump Company*  
301 M&B Industrial  
Waco, TX 76712  
Phone: 800-299-8909 | Email: chrisb@smithpump.com | Fax: 254-776-0023  
♦ Master Representative

*Smith Pump Company*  
5750 North Sam Houston Parkway East  
#1103  
Houston, TX 77032  
Phone: 713-997-8647 | Email: mattr@smithpump.com | Fax: 281-372-0014  
♦ Master Representative

*Smith Pump Company*  
3500 Comsouth Drive  
Suite 500  
Austin, TX 78728  
Phone: 512-310-1480 | Email: darrelm@smithpump.com | Fax: 512-310-1417  
♦ Master Representative

*James, Cooke, & Hobson, Inc.*  
3800 Doniphan Dr.  
El Paso, TX 79922  
Phone: 915-581-5458 | Email: sales@jcinc.com | Fax: 915-581-9242  
♦ Master Representative

### Utah

*Advanced Pump & Equipment, Inc.*  
Salt Lake City, UT  
Phone: 406-586-1700 | Fax: 406-586-1710  
Value Added Reseller

**Vermont***Amco Instrument Group*

Montpelier, VT

Phone: 508-966-3060 | Email: [info@associatemeasurement.com](mailto:info@associatemeasurement.com) | Fax: 508-966-3311

Value Added Reseller

**Virginia***Sydnor Hydro, Inc*

2111 Magnolia St.

Richmond, VA 23223

Phone: 804-643-2725 | Email: [sydnor@sydnorhydro.com](mailto:sydnor@sydnorhydro.com) | Fax: 804-788-9058

♦ Master Representative

*Envirep/TLC – Main Office*

3705 Trindle Road

Camp Hill, PA 17011

Phone: 717-761-7884 | Email: [Sales@Envirep.com](mailto:Sales@Envirep.com) | Fax: 717-737-5817

♦ Master Representative

**Washington***Branom Instrument Co*

North 626 Helena

Spokane, WA 99202

Phone: 800-257-3047 | Email: [spokane@branom.com](mailto:spokane@branom.com)

♦ Master Representative

*Branom Instrument Co.*

5500 4th Ave. S.

Seattle, WA 98108

Phone: 800-767-6051 | Email: [sales@branom.com](mailto:sales@branom.com)

♦ Master Representative

*American Pump & Electric*

9601 Old Highway 99 SE

Olympia, WA 98501

Phone: 360-507-1000

Value Added Reseller

*R.C. Worst & Co., Inc.*

4101 E. Broadway

Spokane, WA 99202

Phone: 509-534-5616 | Email: [customer.service@rcworst.com](mailto:customer.service@rcworst.com) | Fax: 509-535-6539

Value Added Reseller

**West Virginia***Gilson Engineering Sales*

3501 MacCorkle Ave. SE, #143

Charleston, WV 25304

Phone: 304-342-0012 | Email: [jr@gilsoneng.com](mailto:jr@gilsoneng.com) | Fax: 304-342-0085

♦ Master Representative

# Master Representative and Value Added Resellers

## Contact Information cont.

### West Virginia (cont.)

*Service Pump & Supply, Inc.*

1111 Vernon St.

Huntington, WV 25704

Phone: 304-429-6731 | Email: [sps@servicepump.com](mailto:sps@servicepump.com) | Fax: 304-429-6736

Value Added Reseller

*W.C. Weil Company*

PO Box 7144

Charleston, WV 25356

Phone: 304-776-5665 | Fax: 304-776-8171

Value Added Reseller

*Precision Pump & Valve*

517 Old Goff Mountain Rd.

Cross Lanes, WV 25313

Phone: 304-776-1710 | Email: [webcontact@ppvs.com](mailto:webcontact@ppvs.com) | Fax: 304-776-7874

Value Added Reseller

### Wisconsin

*Jasper Engineering*

700 Hamel Road

Medina, MN 55340

Phone: 952-938-6504 | Email: [info-mpls@jaspereng.com](mailto:info-mpls@jaspereng.com)

♦ Master Representative

*L.W. Allen*

4633 Tomkins Drive

Madison, WI 53716

Phone: 608-222-8622 | Email: [sales@lwallen.com](mailto:sales@lwallen.com)

Value Added Reseller

### Wyoming

*Water Technology Group – Denver / Wyoming / Montana*

14452 W. 44th Ave

Golden , CO 80403

Phone: 918-585-5703 | Email: [bbena@wtrgroup.com](mailto:bbena@wtrgroup.com)

♦ Master Representative

*Advance Pump & Equipment, Inc.*

Casper, WY

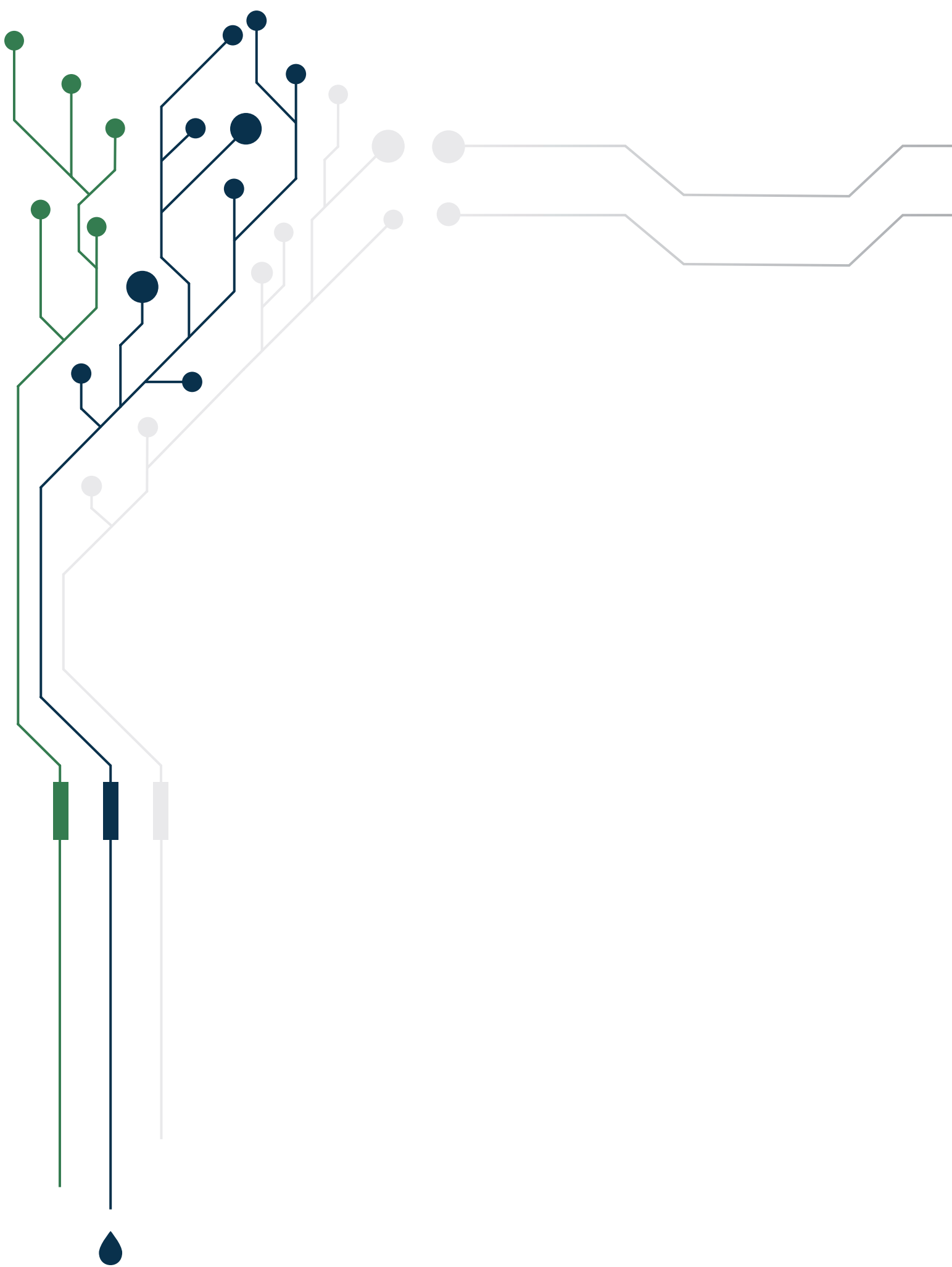
Phone: 406-586-1700 | Fax: 406-586-1710

Value Added Reseller



**Please Note**, the Map and Representative List are subject to change. Please visit [www.omniste.com/where-to-buy](http://www.omniste.com/where-to-buy) for the latest information about rep territories.


Need assistance connecting with your local sales representative, contact the OmniSite sales team at [sales@omnisite.com](mailto:sales@omnisite.com) or call 317-885-6330 x4.



---

## DEVICES

---

 OMNIBEACON 


---

 24

 XR50 

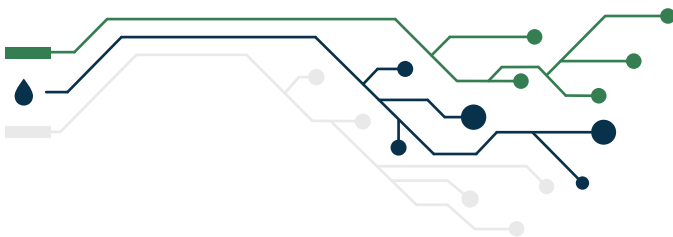
---

 26

 CRYSTAL BALL 

---

 28



**LOOK FOR THIS SYMBOL TO FIND  
MODIFICATIONS AND ACCESSORIES  
FOR THE OMNIBEACON**



## **OmniBeacon Cellular Alarm Light**

The OmniSite OmniBeacon is perfect for any application that requires an alarm light. It is an affordable and reliable monitoring solution that includes data logging and web-based access. Unlike traditional alarm lights, the OmniBeacon delivers real-time alert notifications. While created to monitor pump stations, our customers utilize the OmniBeacon's simple and effective design on diverse applications.

## **Applications**

The OmniSite OmniBeacon is applicable to lift stations, pump stations, treatment plants, plus other applications in need of an alarm light. It proves that regulation compliance doesn't have to cost big bucks. This Combination Visual Alarm Beacon and Cellular Transmitter will text, call, or email you if an alarm condition is detected. Plus it can be installed in about an hour or two, requiring only basic wiring knowledge. The OmniBeacon includes OmniSite's "plug and play" GuardDog web interface, which eliminates the need for custom programming.

## **Features**

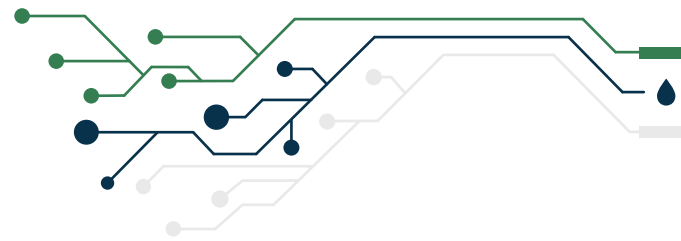
- Super Bright LEDs and an 85dB annunciator ensure you can see and hear any alarms in addition to receiving voice, text, and email notifications.
- Direct Text messaging backup allows you to still receive alerts if OmniSite's server is unavailable for any reason.
- NEMA 4x equivalent rating for direct mounting indoors or outdoors
- Complete install and setup in about an hour with a 6 ft. field wiring harness for easy electrical connection
- Comes with the OmniSite Modular Radio (OSMR)

## **Order Information**

**Part Number: U-OB** See page 32 for optional device modifications.



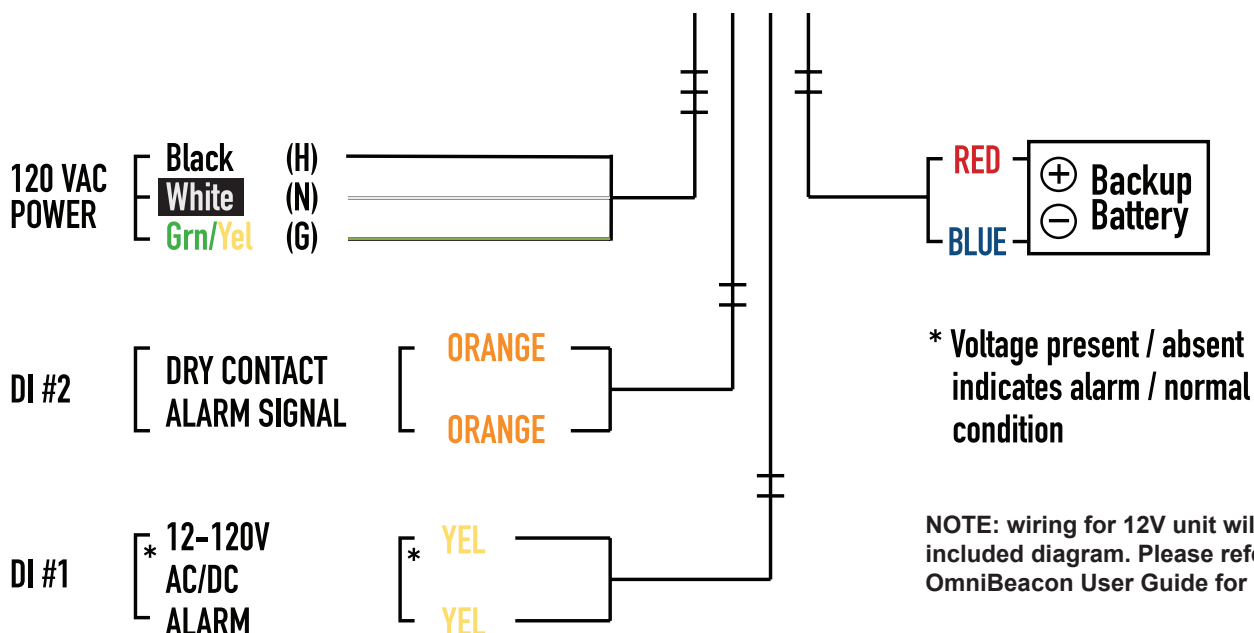
**THIS DEVICE COMES WITH OUR  
FREE MONITORING SOFTWARE,  
GuardDog**

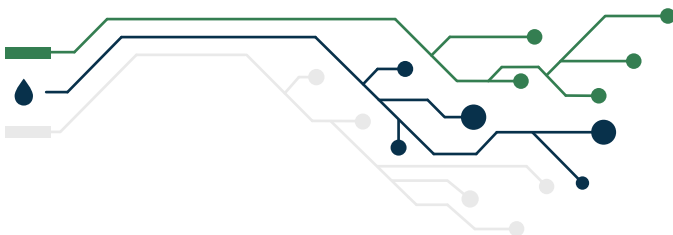


## Specifications

Dual Input Alarm Channels	(1) 12VAC/VDC – 120 VAC/VDC, opto-isolated to 1500VAC input and (1) Dry Contact Input
Alarm Light LED/State	Super bright LEDs, long-life / pulses LEDs at 3Hz, selectable for Inputs #1 and #2
Cellular Radio	4G LTE CAT-1
Certifications	FCC Parts 15, 22, 24; RoHS compliant; IC: RSS-132 & 133
Antenna	Integrated, on board
Input Power	120VAC +/-20% @ 0.5A max; 12VDC Version: 12VDC +/-15% @ 1.5A max
Alarm Light Annunciator	2.8kHz, 85dB, selectable for Inputs #1 and #2, pulses at 3Hz
Backup Battery	External 6VDC Sealed Lead Acid, 1.3AH, Rechargeable, .187" Faston spades
Operating Temp.	-20/150 Deg F
Operating Humidity	0-90% RH, non-condensing
Dimensions	5"W round base x 5"H
Weight	1 lb
Protections	US Patent #7,228,129 and #7,778,633

## Wiring





**LOOK FOR THIS SYMBOL TO FIND  
MODIFICATIONS AND ACCESSORIES  
FOR THE XR50**



## XR50 Remote Telemetry Unit

The OmniSite XR50 is perfect for monitoring digital alarm inputs and analyzing trends at a lift station. With the ability to record pump runtimes, GPMs, pump cycles, and more, the XR50 is the advanced solution for monitoring both critical and remote applications. Your connected equipment is completely monitored over the Internet, and comes with our FREE GuardDog software. If an abnormal condition occurs, alarms are sent by email, text message, or voice call to any location.

## Applications

The OmniSite XR50 is applicable to pump stations, lift stations, plus other applications in need of trend analysis. The XR50 is a flexible, easy to install and configure, powerful equipment alarm monitor. This single integrated device eliminates the need for multiple PLCs, radios, software, computers modems, relays and other accessories. The complete packaged unit can be installed in under four hours, requiring only basic wiring knowledge. The XR50 includes OmniSite's "plug and play" GuardDog web interface which eliminates the need for custom programming.

## Features

- Microprocessor based alarm monitor
- Pulse counter totalization feature
- Daily reports of accumulated equipment runtime
- True SCADA replacement at fraction of cost/complexity
- Cellular coverage works where private radio systems cannot reach
- Comes with the OmniSite Modular Radio (OSMR)

## Order Information

**Part Number: U-XR50** See page 32 for optional device modifications.

**Please Note:** This device comes standard as a panel mount model. Panel mount models require an external antenna. Please see options below.

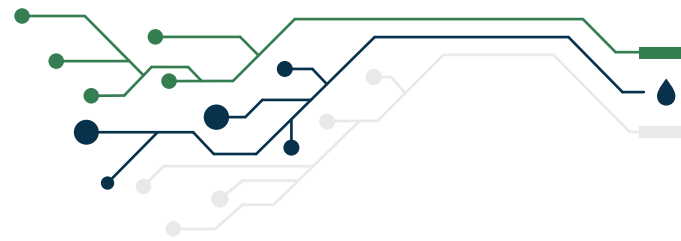
High Gain Directional Antenna (page 36) with the correct length of coax cable (page 38).  
Phantom Antenna (page 37) with coax cable (page 38).

If you order this device as an enclosure mounted model, it comes standard with an internal antenna. However, the above external antenna options are available as upgrades.





**THIS DEVICE COMES WITH OUR  
FREE MONITORING SOFTWARE,  
GuardDog**



## Specifications

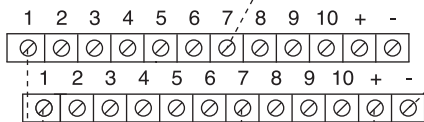
Input Power	120VAC +/-10% @ 0.3A max; 12VDC Version: 12VDC +/-10% @ 2.1A max
Cellular Radio	4G LTE CAT-1/CAT-M1, OSRM
Access Key	Smart security key to identify personnel on site
Terminal Blocks	Removable style accepts #14-18 AWG solid or stranded wire
Operating Temp/ Humidity	-20/150 Deg F / 0-90% RH Non-condensing
Backup Battery	Internal 12VDC Sealed Lead Acid, 800mAH, Rechargeable
Dimensions	9.0"H x 9.5"W x "3.5D (dimensions do not include an antenna attached)
SD Card Format	FAT 16
LCD Display	Backlit 2 x 16 lines
Keypad	(4) navigation buttons
Digital Inputs	(10) Inputs accept 12 VAC/VDC – 120 VAC/VDC
Protections	US Patent #7,228,129 and #7,778,633

## Wiring

### Wireless Remote Monitoring Device XR50 Interface Connections

Field Terminal Strips - Any signal 12 VDC/VAC through 120 VDC/VAC. No polarity required. Typical for Inputs 1-10.

**NOTE:** Different voltages can be applied to different input channels as needed (i.e. don't all have to be the same voltage)



Note: Field Installed Jumpers



120 VAC Input Power 0.3  
amps max

\*For 12 VDC powered units,  
please contact Omnisite tech  
support

### FLOW METER <sup>Ⓐ</sup>

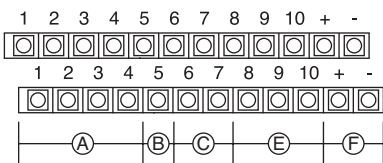
Unpowered Contact  
Example

### HIGH LEVEL <sup>Ⓐ</sup>

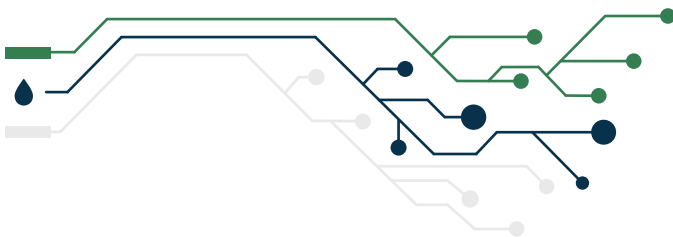
Powered Alarm Pilot Light Example

### EXAMPLE PUMP MOTOR CONTROL PANEL

### XR50 Universal Input Board



- Ⓐ Dedicated alarm inputs (Inputs 1, 2, 3, 4)
- Ⓑ User selectable alarm input or rain gauge (Input 5)
- Ⓒ User selectable alarm input or pulse counter (Inputs 6, 7)
- Ⓔ Reserved for pump 1, 2, 3 runtime accumulation (Inputs 8, 9, 10)
- Ⓕ Battery backed 12 VDC power supply (+, -)



**LOOK FOR THIS SYMBOL TO FIND  
MODIFICATIONS AND ACCESSORIES  
FOR THE CRYSTAL BALL**



## Crystal Ball Remote Telemetry Unit

The OmniSite Crystal Ball doubles as both a Cellular Pump Station Monitor and a Backup Pump Controller, making it the perfect solution for monitoring critical or remote applications. Your connected equipment and machinery is completely monitored over the Internet, and comes with our FREE GuardDog software. If an abnormal condition occurs, alarms are sent by e-mail, text message, or voice call to any location.

## Applications

The OmniSite Crystal Ball is applicable to pump stations, lift stations, plus other applications in need of trend analysis and pump control. The Crystal Ball is a flexible, easy to install and configure, powerful controller/monitor. Its single integrated controller eliminates the need for multiple PLCs, radios, software, computers, modems, relays and other accessories. The complete packaged unit can be installed in under four hours, requiring only basic wiring knowledge.

The Crystal Ball includes OmniSite's "plug and play" GuardDog web interface, which eliminates the need for custom programming.

## Features

- Immediate alarm reporting
- Machinery Operational Data reporting - every 15 minutes using the Elite Data package or every 24 hours using Standard Data Package
- True SCADA replacement at a fraction of the cost
- Perfect solution for monitoring critical or remote applications
- Advanced Internet based monitor, analyzer and controller
- Comes with the OmniSite Modular Radio (OSMR)

## Order Information

**Part Number: U-CB** See page 32-33 for optional device modifications.

**Please Note:** This device comes standard as a panel mount model. Panel mount models require an external antenna. Please see options below.

High Gain Directional Antenna (page 36) with the correct length of coax cable (page 38).

Phantom Antenna (page 37) with coax cable (page 38).

If you order this device as an enclosure mounted model, it comes standard with an internal antenna. However, the above external antenna options are available as upgrades.



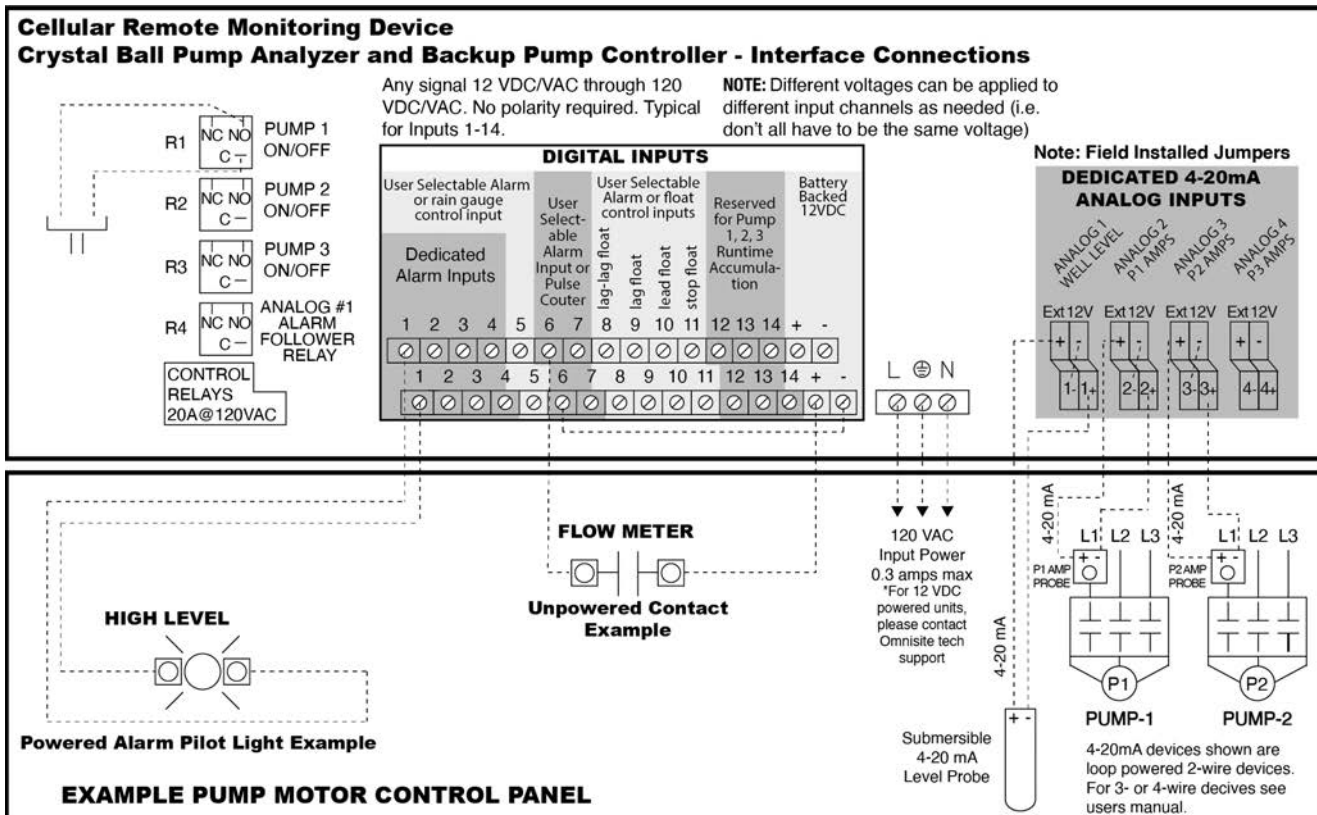
**THIS DEVICE COMES WITH OUR  
FREE MONITORING SOFTWARE,  
GuardDog**

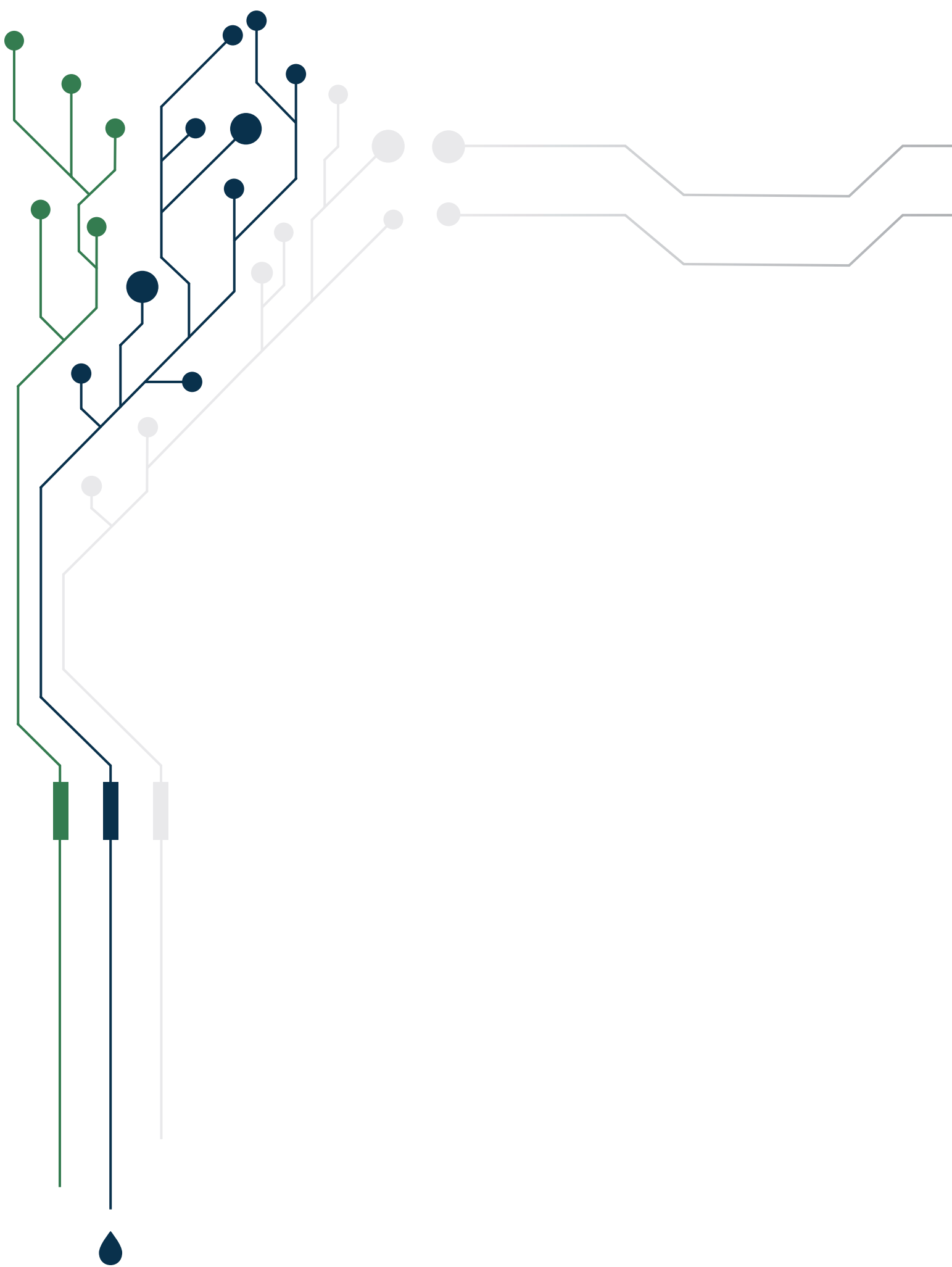


## Specifications

Input Power	120VAC +/-10% @ 0.3A max; 12VDC Version: 12VDC +/-10% @ 2.1A max
Cellular Radio	4G LTE CAT-1/CAT-M1, OSMR
Access Key	Smart security key to identify personnel on site
Terminal Blocks	Removable style accepts #14-18 AWG solid or stranded wire
Operating Temp/ Humidity	-20/150 Deg F / 0-90% RH Non-condensing
Backup Battery	Internal 12VDC Sealed Lead Acid, 800mAH, Rechargeable
Dimensions	9.0"H x 9.5"W x 4.0"D (dimensions do not include an antenna attached)
SD Card Format	FAT 16
LCD Display	Backlit 4 x 20 lines
Keypad	(8) navigation buttons
Analog Inputs	(4) 4-20mA, input 1 isolated, 10 bit resolution
Relay Outputs	(4) 20A @ 120VAC resistive
Digital Inputs	(14) Universal Inputs accept 12 VAC/VDC – 120 VAC/VDC
Protections	US Patent #7,228,129 and #7,778,633

## Wiring



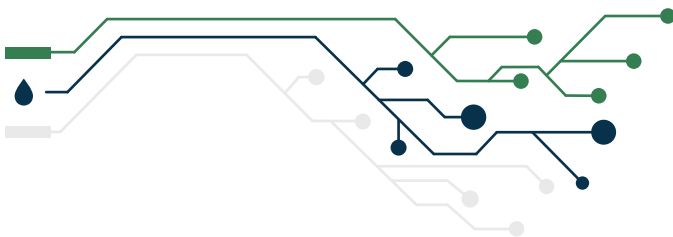


---

## DEVICE MODIFICATIONS

---

■	AT&T RADIO MODIFICATION	32
■	12 VOLT DC POWER CONVERSION MODIFICATION	32
■	REMOTE MOUNTED DISPLAY/KEYPAD ASSEMBLY FOR CRYSTAL BALL	33
■	ENCLOSURE FOR XR50 OR CRYSTAL BALL OUTDOOR MOUNTING	33
■	ENCLOSURE FOR XR50 OR CRYSTAL BALL CLEAR LID	33



**GET THE SOLUTION THAT WORKS FOR YOU.**  
Our accessories are conveniently labeled with the device(s) they work with. Just look for the symbol that matches your device.



## AT&T Radio Modification

All standard products use Verizon Radios. AT&T radios may be selected as a modification for the XR50 or Crystal Ball.

### Order Information

Part Modifier: -ATT

NOTE: The OmniBeacon only comes with a Verizon Radio so the direct texting feature can be used.

MODIFIES:



## 12 Volt DC Power Conversion Modification

12VDC conversion power option - this option works for any product.

### Order Information

Part Modifier -12V

MODIFIES:



## Remote Mounted Display/Keypad Assembly for Crystal Ball

### Order Information

Part Modifier: -RDU

MODIFIES:





**KEY:**

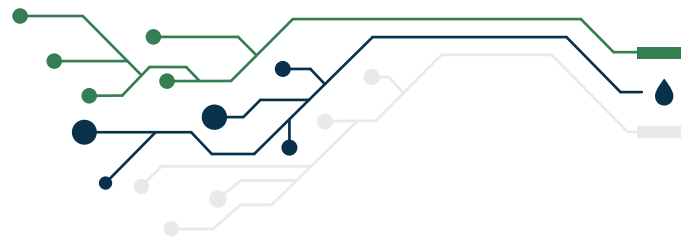
Crystal Ball



XR50



OmniBeacon



## Enclosure for XR50 or Crystal Ball Outdoor Mounting

NEMA 4X Polycarbonate Enclosure with gray cover for XR50 or Crystal Ball Outdoor Mounting. Unit will come installed in enclosure.

### Enclosure Includes

- (1) Enclosure
- (4) Mounting Feet
- (4) Mounting Screws for Lid

### Order Information

Part Number: S-ENCL-CX-OPN4X

MODIFIES:



## Enclosure for XR50 or Crystal Ball Clear Lid

NEMA 4X Polycarbonate Enclosure with clear cover for XR50 or Crystal Ball Indoor Mounting Only. Unit will come installed in enclosure.

### Enclosure Includes

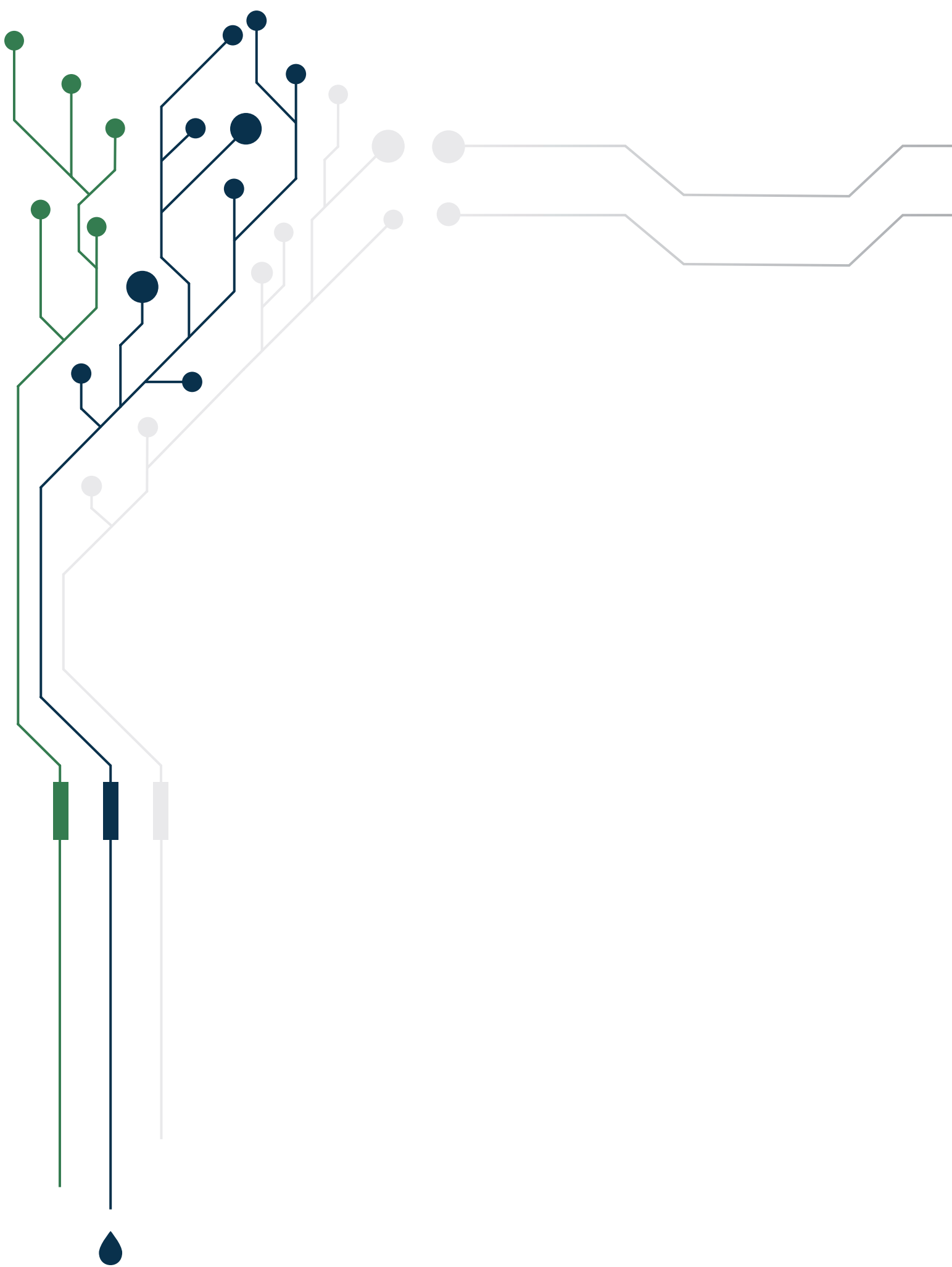
- (1) Enclosure
- (4) Mounting Feet
- (4) Mounting Screws for Lid

### Order Information























Part Number: S-ENCL-CX-CLN4X

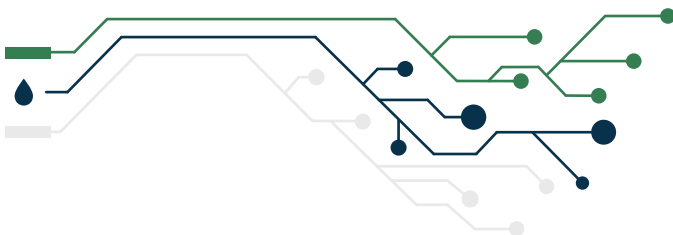
MODIFIES:





# ACCESSORIES

	HIGH GAIN DIRECTIONAL ANTENNA ASSEMBLY WITH MOUNTING BRACKET KIT	36		CRYSTAL BALL ENCLOSURE ACCESSORY BAG	52
	OUTDOOR OMNIDIRECTIONAL PHANTOM ANTENNA WITH MOUNTING BRACKET KIT	37		OMNIBEACON ACCESSORY BAG	53
	6', 10', 30', 50' SMA TWS195 COAX CABLE (PURCHASE FOR HIGH GAIN DIRECTIONAL ANTENNA)	38		XR50 ENCLOSURE ACCESSORY BAG	53
	6', 10' 30', 50' SMA TWS195 COAX CABLE (PURCHASE FOR PHANTOM ANTENNA)	38		EXTENDED RUNTIME BACKUP BATTERY KIT	54
	INTERNAL STUBBY 4G ANTENNA	39		EXTERNAL BACKUP BATTERY (XR50 OR CRYSTAL BALL) WITH EXTENDED RUNTIME	55
	CURRENT SWITCH	40		SOLAR PANEL REPLACEMENT BATTERY	56
	4-20 mA AMP PROBE	42		XR50 & CRYSTAL BALL REPLACEMENT BATTERY	57
	I-LEVEL (SUBMERSIBLE LEVEL PROBE) EXPLOSION PROOF	44		BATTERY HEATER ASSEMBLY (XR50 OR CRYSTAL BALL)	58
	RAIN GAUGE	48		OMNIBEACON REPLACEMENT BATTERY	59
	RAIN GAUGE W/ HEATER	48		OMNIBEACON LARGE HOLE SEALING KIT	60
	SOLAR PANEL - 12 VDC PRODUCTS	50			
	INTELLIGENT KEY (XR50 OR CRYSTAL BALL)	52			



**GET THE SOLUTION THAT WORKS FOR YOU.**  
Our accessories are conveniently labeled with the device(s) they work with. Just look for the symbol that matches your device.



Works  
With:



## High Gain Directional Antenna Assembly with Mounting Bracket Kit

The High Gain Directional Antenna offers a simple, cost effective way of improving the cellular reception of your OmniSite Unit. This antenna can be mounted on a wall or mast with both mounting brackets included in the kit. Use this antenna for applications where the signal strength in the area is known to be weak. Mounting and weather proofing kits are included and must be used during installation.

### Order Information

Part Number: S-CBL-CX-DIRASM

A coax cable is **NOT** included. Select your desired coax cable length at purchase. See page 38 of this catalog.

## Applications

Increase cellular reception for your XR50 or Crystal Ball

## Kit Includes

1 x Directional Antenna  
1 x Mast Mount U-Bolt  
1 x Scissor Wall Bracket  
1x Cord Grip and Weather Proof Tape

## Specifications

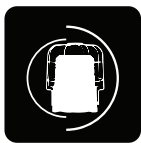
<b>4G Frequencies:</b>	1900-2170MHz
<b>Typical VSWR:</b>	≤ 2.5:1
<b>Peak Gain:</b>	8 dBi
<b>Max Input Power:</b>	50 W
<b>Pattern:</b>	Directional
<b>Width:</b>	155 mm
<b>Height:</b>	155mm
<b>Operating Temp:</b>	-40 / +80° C
<b>Mounting Type:</b>	Wall Mount; Mast Mount
<b>Mounting Method:</b>	Wall Bracket; Mast Clamp; U Bolt; Screw Mount
<b>Flame Retardancy:</b>	UL94 V0

**KEY:**

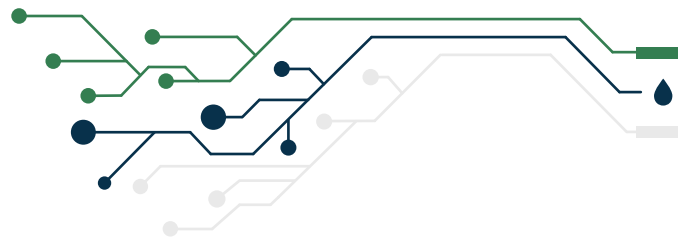
Crystal Ball



XR50



OmniBeacon

Works  
With:

## Outdoor Omnidirectional Phantom Antenna with Mounting Bracket Kit

The Outdoor Phantom Antenna Bracket Kit w/ Coax Cable is a great option for improving the cellular reception of your OmniSite unit when a High Gain Directional Antenna may not be required.

This is the antenna you will want to order if you are mounting your XR50 or Crystal Ball inside of a METAL pump control panel. If your XR50 or Crystal Ball is mounted in a plastic or fiberglass enclosure, we recommend using our Stubby 4G Antenna (page 39).

## Order Information

Part Number: S-CBL-CX-ABRK

A coax cable is **NOT** included. Select your desired coax cable length at purchase. See page 38 of this catalog.

## Applications

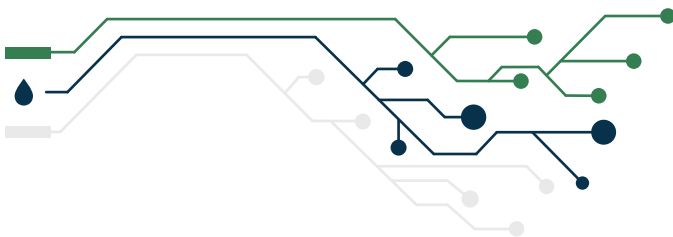
Increase cellular reception for your XR50 or Crystal Ball. Used if your product is mounted underground, in a metal cabinet, or in a low lying area.

## Kit Includes

- (1) Phantom Antenna
- (1) Custom Mounting Bracket
- (2) 3" Strip of Weather Sealant & Marking Tape

## Specifications

<b>4G</b>	1900-2170MHz
<b>Frequencies:</b>	≤ 2.5:1
<b>Peak Gain:</b>	3 dBi
<b>Max Input Power:</b>	50 W
<b>Pattern:</b>	Omnidirectional
<b>Width:</b>	2 in. round antenna with 6 in. X 8 in plate
<b>Height:</b>	4 in.
<b>Operating Temp:</b>	-40 / +80° C
<b>Mounting Type:</b>	Wall Mount
<b>Mounting Method:</b>	Wall Bracket



**GET THE SOLUTION THAT WORKS FOR YOU.**  
Our accessories are conveniently labeled with the device(s) they work with. Just look for the symbol that matches your device.



## SMA TWS195 Coax Cable (Purchase for High Gain Directional Antenna)

This cable is made of solid polyethylene dielectric and is terminated SMA Male to SMA Male. The cable can **ONLY** be used with the High Gain Directional Antenna to extend the antenna to a location where suitable cellular reception is received in difficult applications.

### Order Information

**Part Number:**

06' - S-CBL-CX-S6TWS  
10' - S-CBL-CX-S10TWS  
30' - S-CBL-CX-S30TWS  
50' - S-CBL-CX-S50TWS

**Works  
With:**



You may **ONLY** use this with our Outdoor High Gain Directional Panel Antenna Assembly with Mounting Bracket Kit (page 36).



## SMA TWS195 Coax Cable (Purchase for Phantom Antenna)

This coax cable is a solid center ATX195 made of solid polyethylene dielectric terminated N Male to SMA Male. The cable can **ONLY** be used with the Outdoor Phantom Antenna Bracket Kit to extend the antenna to a location where suitable cellular reception is received in difficult applications.

*(6' Ideal length for Phantom when panel mounting OmniSite inside existing pump panel.)*

### Order Information

**Part Number:**

6' - S-CBL-CX-C6TWS  
10' - S-CBL-CX-C10TWS  
30' - S-CBL-CX-C30TWS  
50' - S-CBL-CX-C50TWS

**Works  
With:**



You may **ONLY** use this when purchasing the Outdoor Omnidirectional Phantom Antenna Bracket Kit (page 37).

**KEY:**

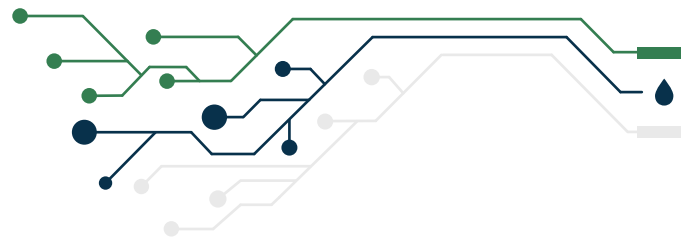
Crystal Ball



XR50



OmniBeacon

Works  
With:

## Internal Stubby 4G Antenna

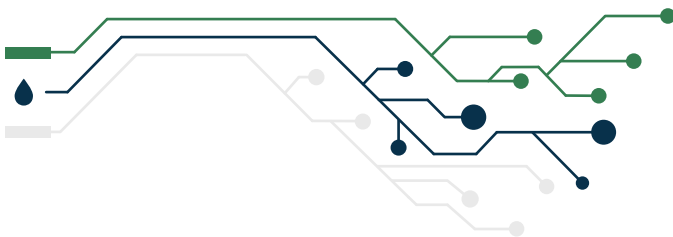
This smaller antenna has no coax cable, which will have less RF losses. Enclosures no longer require a hole drilled on top, which can be a point for future water leak. The back panel is cut away from this antenna, to allow reception inside our enclosure (page 33).

Please note: this antenna option is replacing the previous Internal PCB antenna option.

## Order Information

Part Number: S-CBL-CX-ANTSMA

The Internal Stubby 4G Antenna is recommended on all XR50 and Crystal Ball units where an enclosure is ordered (page 33.)



**GET THE SOLUTION THAT WORKS FOR YOU.**  
Our accessories are conveniently labeled with the device(s) they work with. Just look for the symbol that matches your device.



Works  
With:



## Current Switch

This split core current sensing switch monitors motor current (amperage) in the conductor passing through it. The sensor has a fixed trip point at 150 mA AC max (200 mA for 50 Hz).

Eliminates the expertise needed to correctly wire-in to a motor control circuit by merely inserting the probe onto a “hot” leg of the motor and then wiring to any OmniSite XR50 or Crystal Ball input.

This current switch can be used with your OmniSite unit to indicate “positive proof” when a motor is running or stopped.

## Order Information

Part Number: S-MI-CS200A

## Applications

- Monitor Motor Current in Pumps
- Pump Station Monitoring

## Features

- Clamp style eliminates need to wire-in, decreases set up time.

## Specifications

- **Sensor Power:** Induced from monitored current
- **Insulation Class:** 600VAC RMS (UL), 300VAC RMS (CE)
- **Frequency Range:** 50/60 Hz
- **Temperature Range:** -15° to 40°C (5° to 104°F) (to 200A); -15° to 60°C (5° to 140°F) (to 150A)
- **Humidity Range:** 10-90% RH, non-condensing
- **Terminal Block**
  - Maximum Wire Size:** 14 AWG
- **Terminal Block**
  - Torque (nominal):** 4 in-lbs
- **Agency Approvals:** UL 508 open device listing  
CE:EN61010-1:2001-02, CAT III, deg. 2, basic insulation



KEY:



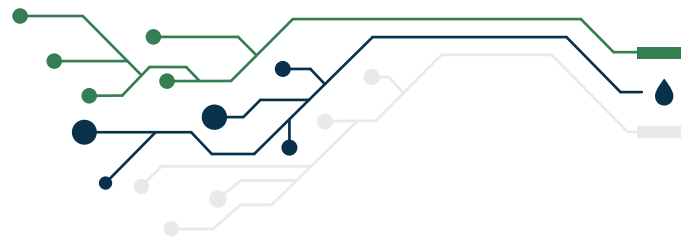
Crystal Ball



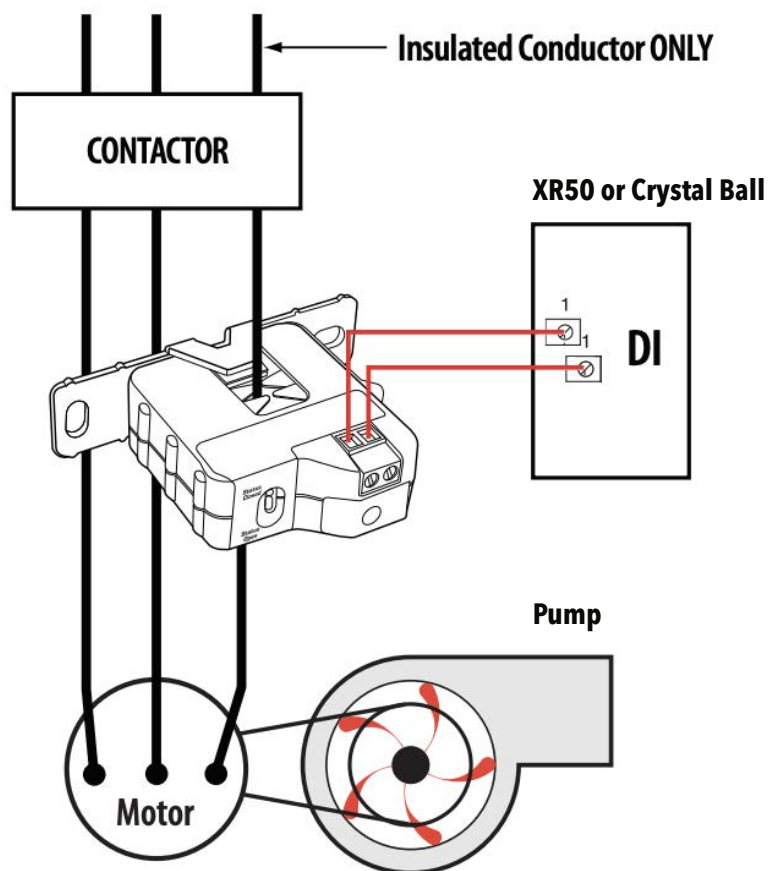
XR50



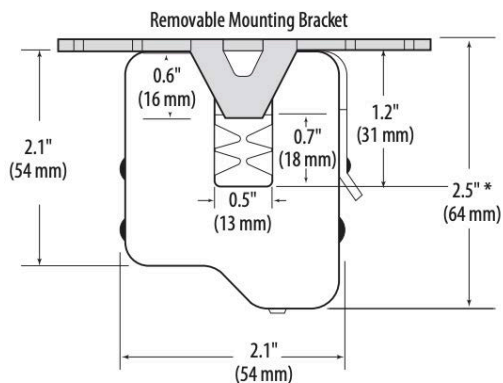
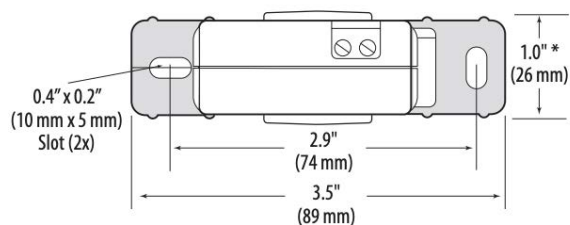
OmniBeacon

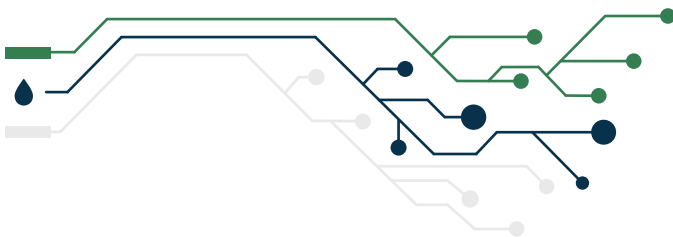


## Wiring Diagram



## Dimensions





**GET THE SOLUTION THAT WORKS FOR YOU.**  
Our accessories are conveniently labeled with the device(s) they work with. Just look for the symbol that matches your device.



## 4-20 mA Amp Probe

The OmniSite Amp Probe will monitor AC motor amperage from 0-50, 0-100, or 0-200 amperes. The sensor outputs a 2-wire, 4-20mA signal. The sensors are a solid-core, where the conductor runs through the sensor. Amp probes are not needed to calculate pump on/off cycles and runtime, but are required to display pump amperage.

Works  
With:



## Order Information

Part Number: S-MI-420MAP

## Applications

- Monitor AC Motor Amperage
- Pump Station Monitoring

## Features

- Solid core

## Specifications

• <b>Amperage Range:</b>	0 to 50/100/200 Amps (slide switch selectable)
• <b>Sensor Power:</b>	3 0mA (max)@12 to 30 VDC
• <b>Insulation Class:</b>	600 VAC RMS (UL), 300 VAC RMS (CE)
• <b>Frequency:</b>	50/60Hz
• <b>Temperature Range:</b>	-15° to 60°C (5° to 140°F)
• <b>Humidity Range:</b>	10-90% RH, non-condensing
• <b>Accuracy:</b>	±2% FS from 10% to 100% of selected range, but not less than ±0.4 A
• <b>Response Time:</b>	2 sec.
• <b>Terminal Block</b>	
• <b>Maximum Wire Size:</b>	14 AWG
• <b>Terminal Block</b>	
• <b>Torque (nominal):</b>	4 in-lbs (0.45 N-m)
• <b>Agency Approvals:</b>	UL 508 open device listing
	CE: EN61010-1:2001-2, CAT III, Pollution Degree 2, basic insulation

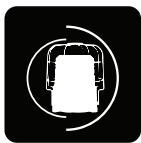
KEY:



Crystal Ball



XR50

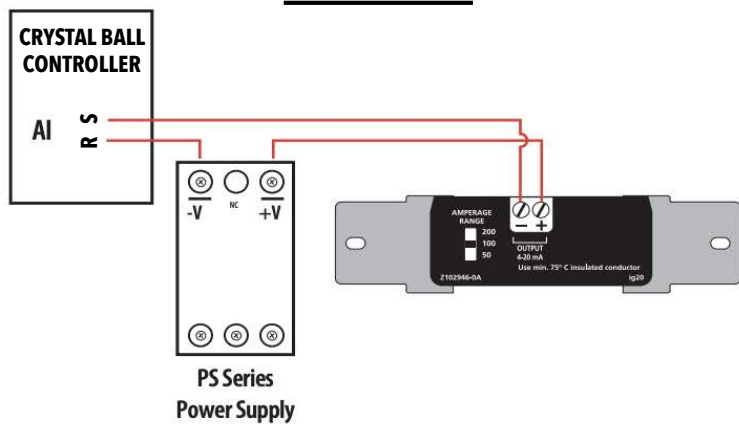


OmniBeacon

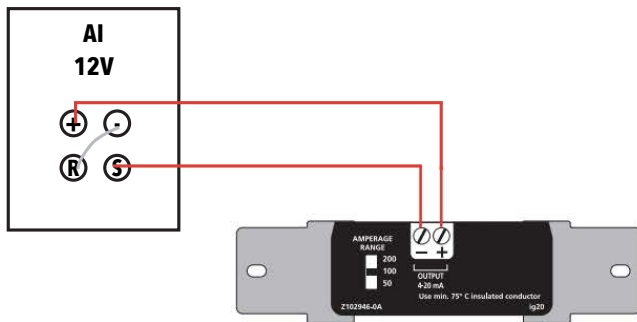


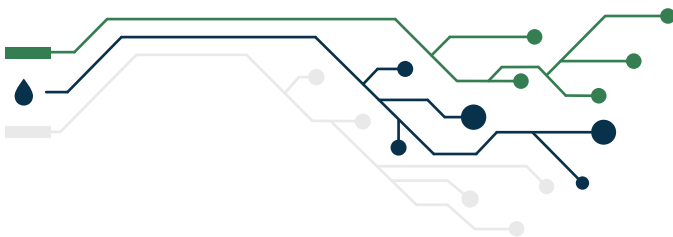
## Wiring Diagrams

### External Power



### Crystal Ball Sourcing 2-wire, 4-20mA Loop





**GET THE SOLUTION THAT WORKS FOR YOU.**  
Our accessories are conveniently labeled with the device(s) they work with. Just look for the symbol that matches your device.



Works  
With:



## I-Level Submersible Level Probe – Explosion Proof

The I-Level from OmniSite is a next generation level transmitter for measuring water levels in sewage pumping stations, wells, and tanks. It's all stainless-steel design incorporates a highly clog resistant diaphragm protected by heavy-duty stainless steel weight. The explosion proof design is ideal for areas that have the potential for the build-up of explosive gases. The 0-20ft. factory calibrated range of the I-Level is optimized for use with the OmniSite Crystal Ball product in a lift station application, however it can be used in any application that accepts a 4-20mA output signal.

## Order Information

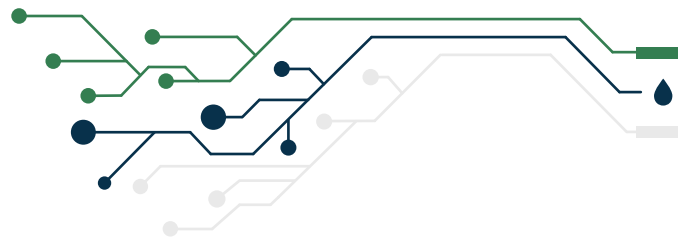
Part Number: S-MI-Ilevel

## Applications

- Submersible pump lift station level monitoring
- Wet wells
- Process sumps
- Water tanks and reservoirs
- Process sludge (including heavy sludge)
- Water and wastewater level monitoring

## Features

- Stainless steel-sensing diaphragm resists clogging
- Protective weight reduces risk of sensor damage
- Submersible to 1,100 feet (335 meters) WC
- Corrosion-resistant, all stainless steel construction
- Surge protection from lightning strikes and voltage spikes
- Extremely rugged housing
- Explosion proof for Class I, Div. I & II
- A range of 4-20 mA = 0-20 ft, H2O
- 50 ft Cable Length

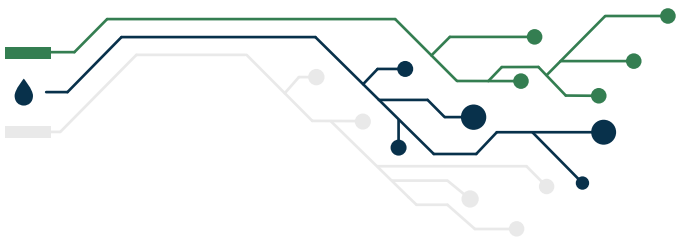
**KEY:****Crystal Ball****XR50****OmniBeacon**

## Specifications

<b>Measurement Range:</b>	0-20 ft.
<b>Accuracy:</b>	0.25% F.S (including linearity, repeatability, and hysteresis)
<b>Long Term Stability:</b>	± 0.2 % F.S. per year
<b>Output Signal:</b>	4mA to 20 mA (two-wire type)
<b>Power Supply:</b>	12 VDC – 24 VDC ± 10%
<b>Response Time:</b>	10ms
<b>Allowed Overpressure:</b>	2.5 times full scale
<b>Compensated Temperature:</b>	from -10°C to +60°C
<b>Load Impedance:</b>	50K $\Omega$ min. for < 0.1% FSO attenuation
<b>Input Current:</b>	8mA nominal
<b>Insulation Resistance:</b>	10M $\Omega$ @ 50 VDC and +70 degrees F
<b>Connection:</b>	50 ft of 3-conductor #20g Hytrel jacketed Cable with breather tube utilizing Teflon hydrophobic filter
<b>Weight:</b>	5 lbs.
<b>Materials:</b>	All 316 stainless steel exterior body and diaphragm
<b>Operating Temperature:</b>	Temperature: 32 Degrees F – 150 Degrees F
<b>Thermal Drift:</b>	+/- 2.0% FS 50/100 Degrees F

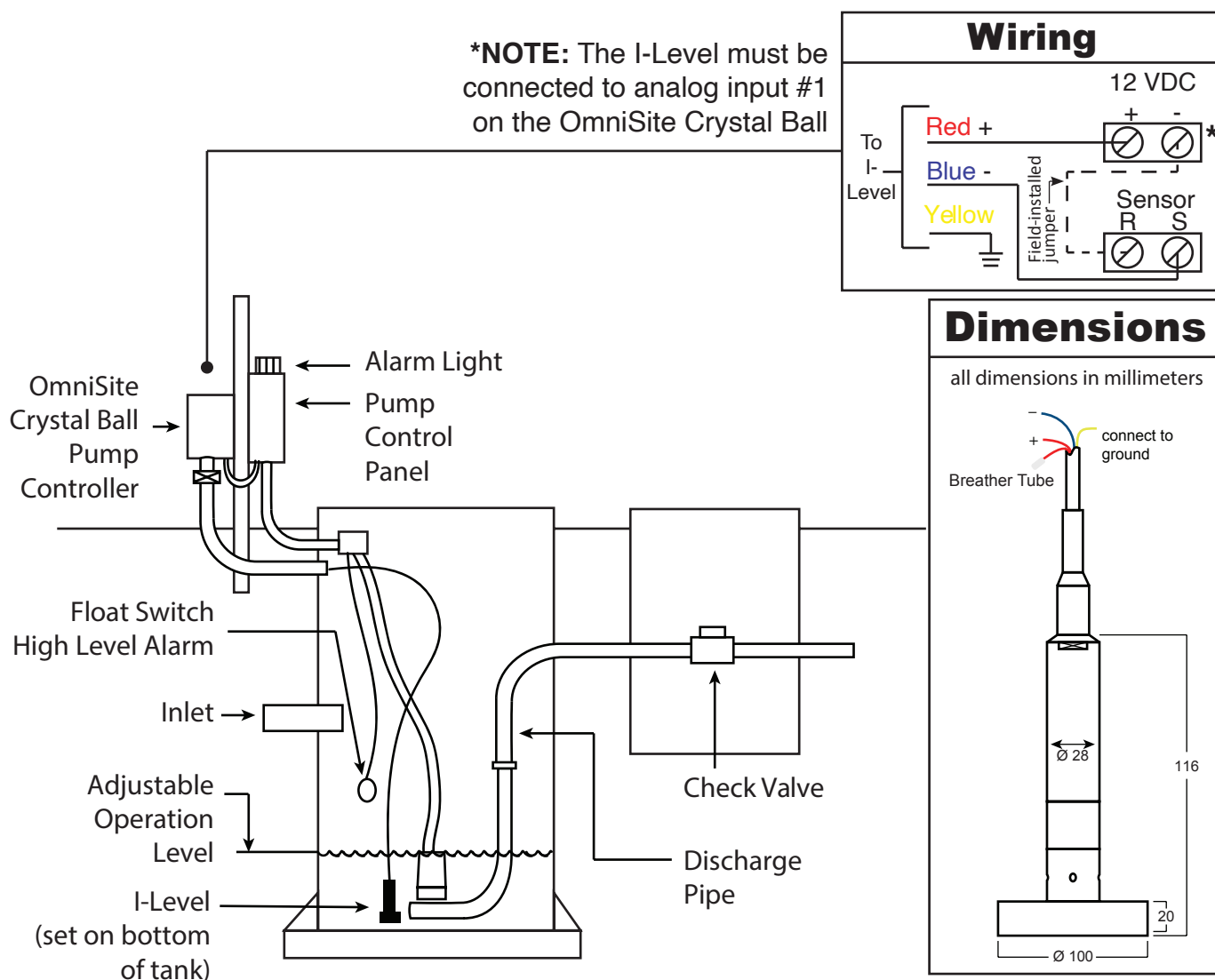
## Pump Lift Station Application


**Product Usage:** Simply set the weighted I-Level on the bottom of your sewage wet well or tank and connect the wires to the Crystal Ball Pump Controller as shown in the wiring diagram found on the next page. The I-Level will send its 4-20mA signal to the Crystal Ball to indicate well level. If the Crystal Ball is set up for pump control using a level probe or level probe with float backup, the Crystal Ball will then automatically cycle the pump(s) to maintain level set point. All the lift station data is transmitted to the OmniSite GuardDog phone app so you can keep track of well level and pump operation from anywhere, anytime.



**GET THE SOLUTION THAT WORKS FOR YOU.**  
Our accessories are conveniently labeled with the device(s) they work with. Just look for the symbol that matches your device.

## Wiring Diagram





# TAKE SPIKE FOR A RIDE.

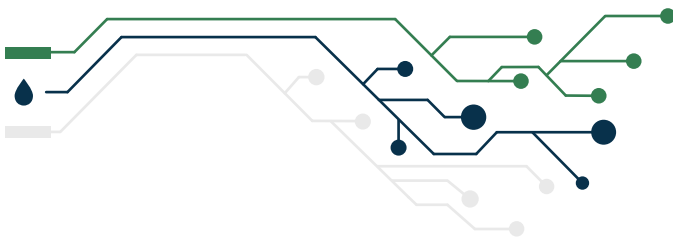


**ENABLE MAP VIEW ON THE GUARDDOG MOBILE APP  
AND KNOW EXACTLY WHERE YOUR STATIONS ARE. FOR  
MORE INFORMATION, VISIT**

**[WWW.OMNISITE.COM/GUARDDOG](http://WWW.OMNISITE.COM/GUARDDOG)**







**GET THE SOLUTION THAT WORKS FOR YOU.**  
Our accessories are conveniently labeled with the device(s) they work with. Just look for the symbol that matches your device.



## Rain Gauge

The Rain Gauge is a tipping bucket style rain collector. Once the rain gauge measures .01” of rain, the gauge will tip and close the contact closure. The enclosure is made of a UV-stabilized ABS plastic. (must be connected to Input #5).

The optional heater allows the rain gauge to operate below freezing temperatures for winter operation.

## Order Information

Part Number: S-MI-RGAUGE

Works  
With:



WITH HEATER

Part Number: S-MI-RAINHA

## Applications

- Monitor Rain Amounts at Pump Stations

## Features

- Constructed of tough, UV resistant plastic
- Stainless steel adjustment screws allow fine-tuning of the calibration
- Tipping bucket

## Specifications

<b>Sensor Type:</b>	Tipping bucket w/magnetic reed switch
<b>Output:</b>	Contact closure
<b>Attached Cable Length:</b>	40' (12 m)
<b>Cable Type:</b>	Cable Type 4-conductor, 26 AWG
<b>Connector:</b>	Modular connector (RJ-11)
<b>Recommended Max Cable Length:</b>	900' (270 m)
<b>Housing Material:</b>	UV-stabilized ABS plastic
<b>Rain Collector Dimensions:</b>	Rain Collector 8.75" diameter x 9.5" high (16.5 cm diameter x 24 cm high)
<b>Collection Area Dimensions:</b>	31 in <sup>2</sup> (200 cm <sup>2</sup> )
<b>Weight:</b>	2 lbs. 3 oz. (1 kg)



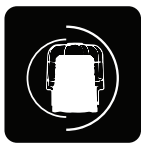
KEY:



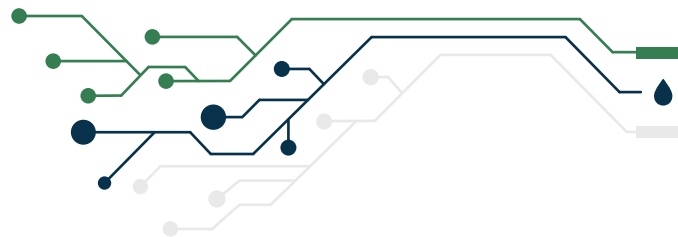
Crystal Ball



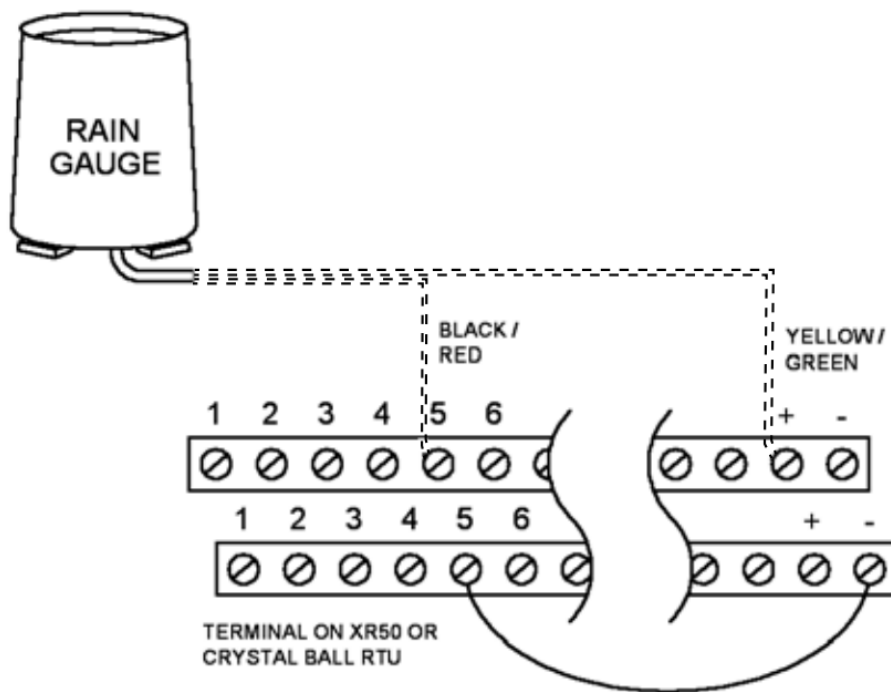
XR50

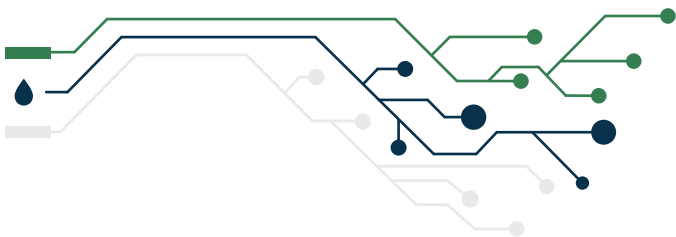


OmniBeacon



## Wiring Diagram





**GET THE SOLUTION THAT WORKS FOR YOU.**  
Our accessories are conveniently labeled with the device(s) they work with. Just look for the symbol that matches your device.



## Solar Panel - 12 VDC Products

The OEM kits are supplied with a fixed tilt, 45° side-of-pole mount. The controller features a multi-function LED indicator and fuse protection. This solar panel is manufactured to exceed industry standards providing exceptional reliability and maximum power output. Its twenty-year OEM warranty assures long product life.

Works  
With:



## Order Information

Part Number: S-PO-SOLARP

NOTE: Kit comes with battery and charger system

### Applications

- Used to power OmniSite XR50s or Crystal Balls where AC power is not available.

### Features

- Manufactured to exceed industry standards
- 12V 18Ah battery included with kit
- Charger and battery housed in separate NEMA 4X enclosure

### Kit Includes

- A solar module
- The OmniSite SWIL6 prewired voltage regulator
- Output cable

The aluminum side-of-pole mounts includes:

- (2) clamps for nominal 2.5” through 4” poles (OD 2.875” through 4.5”)
- 5 ft. cable
- Battery

## Specifications

Model:	OEM10 kit
Rated Power:	10 Watts
Rated Voltage:	16.4 Vmp
Rated Current	0.61 Imp

Open Circuit Voltage:	21.0 Voc
Short Circuit Current:	0.70 Isc
Dimensions	15.98” x 13.38”
Kit Weight	8.5 lbs

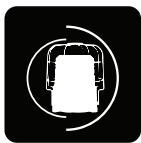
KEY:



Crystal Ball



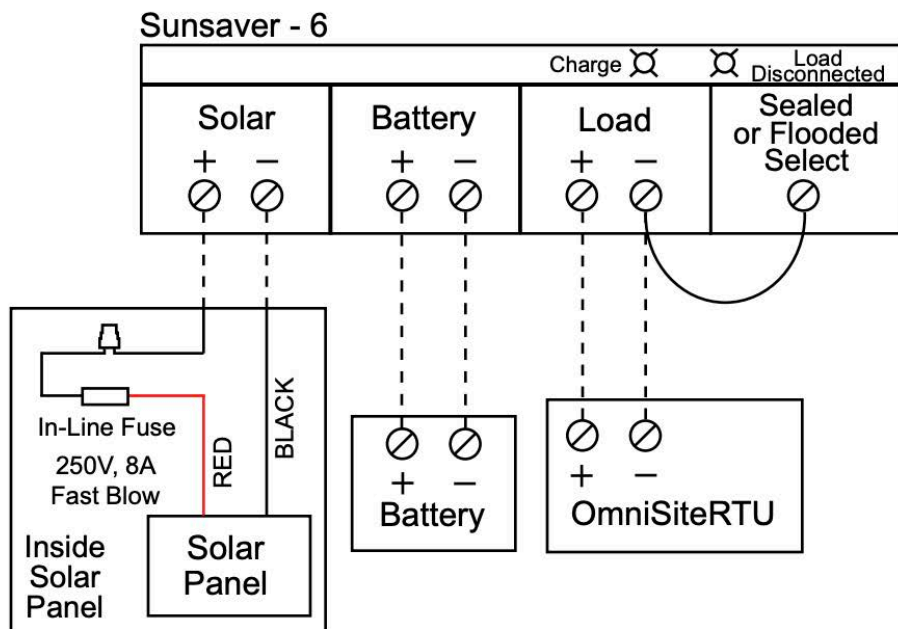
XR50



OmniBeacon

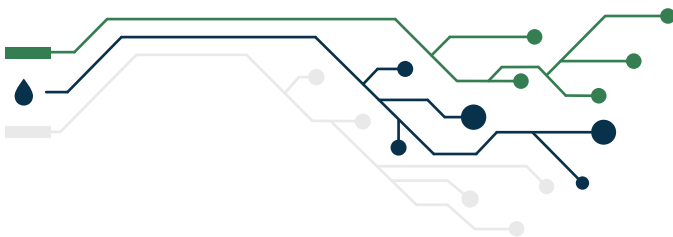


## Wiring Diagram



### Legend

----- Denotes Field Wiring



**GET THE SOLUTION THAT WORKS FOR YOU.**  
Our accessories are conveniently labeled with the device(s) they work with. Just look for the symbol that matches your device.



## Intelligent Key

The Intelligent Key is a key to use with either the XR50 or Crystal Ball unit. By using the Intelligent Key with the unit, customers can enable or disable the unit and also be able to identify who serviced the equipment and at what time. Works only with XR50 & Crystal Ball products.

## Order Information

Part Number: S-KY-CX-IKEY

Works  
With:



## Crystal Ball Enclosure Accessory Bag

The Crystal Ball Enclosure Accessory Bag consists of the following items:

- Crystal Ball User Manual
- Terminal Block Instruction Sheet
- Intelligent Key
- OmniSite Screw Driver
- Bag of (8) Jumper Wires
- 3 Position Plug
- Crystal Ball Field Terminal Blocks

Works  
With:



## Order Information

Part Number: S-AB-CB-EN

Note: All new units are shipped with one accessory bag included. Order information is made available to replace a lost accessory bag.

**KEY:**



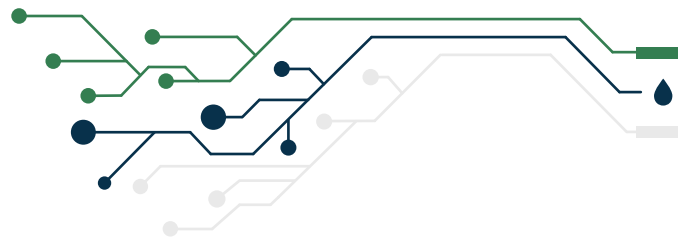
**Crystal Ball**



**XR50**



**OmniBeacon**



## OmniBeacon Accessory Bag

The OmniBeacon Enclosure Accessory Bag consists of the following items:

- Backup 6 VDC battery
- Battery Bracket
- 2 Quick Connect Terminals for battery
- 4 Stainless 8/32 Nuts and Bolts
- 4 #8 Neoprene Sealing Washers
- 2 #10 Self Drilling/Tapping Screws



**Works With:**



## Order Information

**Part Number:** S-AB-OB-EN

Note: All new units are shipped with one accessory bag included. Order information is made available to replace a lost accessory bag.

## XR50 Enclosure Accessory Bag

The XR50 Enclosure Accessory Bag consists of the following items:

- XR50 User Manual
- Terminal Block Instruction Sheet
- Intelligent Key
- OmniSite Screw Driver
- Bag of (10) Jumper Wires
- 3 Position Plug
- XR50 Field Terminal Blocks



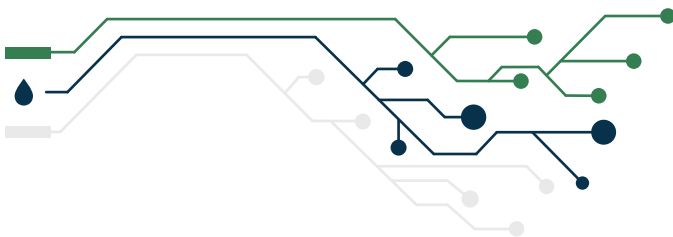
**Works With:**



## Order Information

**Part Number:** S-AB-XR-EN

Note: All new units are shipped with one accessory bag included. Order information is made available to replace a lost accessory bag.



**GET THE SOLUTION THAT WORKS FOR YOU.**  
Our accessories are conveniently labeled with the device(s) they work with. Just look for the symbol that matches your device.



## Extended Runtime Backup Battery Kit

The Extended Runtime Battery Backup Kit is an option to protect an external backup battery. Works with new or existing Crystal Ball or XR50 units.

**NOTE:** This battery, when working with the Crystal Ball or XR50, will provide you 12+ hours of battery power for your Unit. Also works with Battery Heater Assembly (pg 58).

Works  
With:



## Order Information

Part Number: S-BT-CX-BBTKT

## Applications

Extend life of XR50 or Crystal Ball in case of inability to attend to station immediately

## Kit Includes

- Extended Runtime 7aH battery
- 36" Connector (One end will come with spade connectors for connection to the battery, and the other end will have the correct plug for connection to your Crystal Ball or XR50)
- IP65 Polycarbonate Enclosure
- Mounting Flange Kit
- 0.5" Straight Liquid Tight PVC Conduit Connector

## Specifications

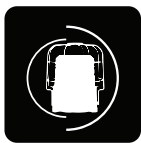
- Designed to IP65 of IEC 529 and NEMA 1, 2, 4, 4x, 12 and 13 specifications
- Silicone rubber gasket makes this ideal for outdoor use in a wide range of adverse conditions
- Captive, stainless steel screws thread into brass inserts for cover on/cover off applications
- UL Listed to UL508-4x specifications (File E194432)
- Durable, impact-resistant UV Stabilized Polycarbonate material

**KEY:**

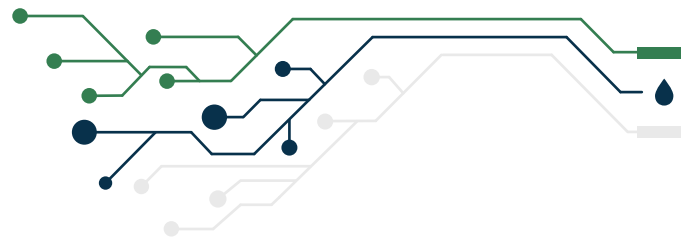
Crystal Ball



XR50



OmniBeacon



## Backup Battery with Extended Runtime

OmniSite has introduced a new way to have a battery backup with this Backup Battery with Extended Runtime option. This battery, when working with the Crystal Ball or XR50, will provide you 12+ hours of battery power for your Unit. This option will work great during the winter, in the middle of the night, or anytime you can't get out to your station right away once you are notified of power loss.

Works  
With:



## Order Information

Part Number: S-BT-CX-EBBAT

## Applications

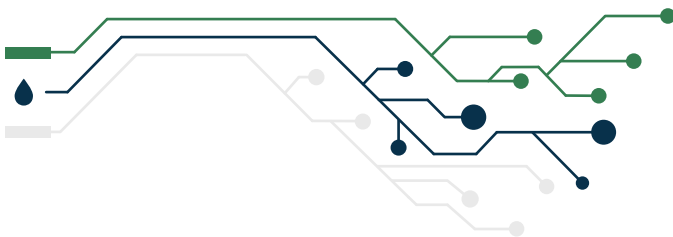
Extend life of XR50 or Crystal Ball in case of inability to attend to station immediately. Product is best if the battery will be protected in weather-proof enclosure. Purchase the Extended Runtime Backup Battery Kit on the page above if you do not already have battery protection available for external backup battery.

## Features

- External Backup Battery
- 36" Connector (One end will come with spade connectors for connection to the battery, and the other end will have the correct plug for connection to your Crystal Ball or XR50). Mount inside your control panel.

## Specifications

<b>Battery Type</b>	Sealed Lead Acid	<b>Length</b>	5.94"
<b>Voltage</b>	12 VDC	<b>Width</b>	2.57"
<b>Amp Hours</b>	7 Amp Hours	<b>Height</b>	3.78"
<b>Connectors</b>	0.187" Faston Spades	<b>Weight</b>	4.7 lbs



**GET THE SOLUTION THAT WORKS FOR YOU.**  
Our accessories are conveniently labeled with the device(s) they work with. Just look for the symbol that matches your device.



## Solar Panel Replacement Battery

The replacement battery is a 12 Volt 18 Amp Hour battery that can be used to replace the solar panel battery that is past its life expectancy.

Works  
With:



## Order Information

Part Number: S-BT-CX-SBATT

## Applications

Extend battery life of solar panel

## Specifications

<b>Battery Type</b>	Sealed Lead Acid	<b>Length</b>	7.13"
<b>Voltage</b>	12 VDC	<b>Width</b>	2.99"
<b>Amp Hours</b>	18 Amp Hours	<b>Height</b>	6.57"
<b>Connectors</b>	Nut and Bolt	<b>Weight</b>	11.02 lb



**KEY:**

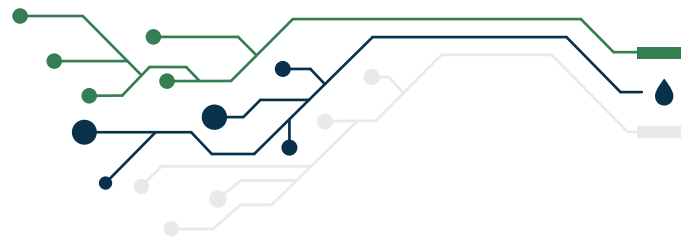
Crystal Ball



XR50



OmniBeacon



## XR50 & Crystal Ball Replacement Battery

The replacement sealed lead-acid battery is a 12 Volt .8 Amp Hour battery that can be used in the XR50 and Crystal Ball to replace a battery that is past its life expectancy. This battery mounts inside the XR50 or Crystal Ball black metal housing and is standard size. For extended runtime battery options, please see pages 54 & 55 in this catalog.

Works  
With:



## Order Information

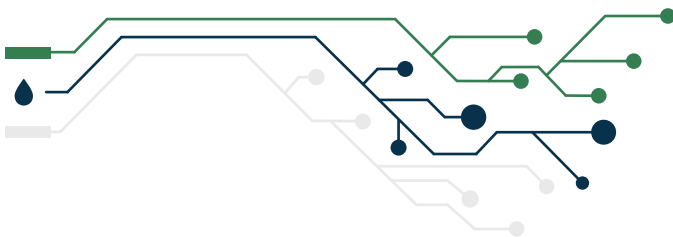
Part Number: S-BT-CX-RBATT

## Applications


Replace current battery in XR50 or Crystal Ball.

## Specifications

<b>Battery Type</b>	Sealed Lead Acid	<b>Length</b>	3.75"
<b>Voltage</b>	12 VDC	<b>Width</b>	1.0"
<b>Amp Hours</b>	0.8 Amp Hours	<b>Height</b>	2.4375"
<b>Connectors</b>	Connector for CB or XR50	<b>Weight</b>	0.678 lbs



**GET THE SOLUTION THAT WORKS FOR YOU.**  
Our accessories are conveniently labeled with the device(s) they work with. Just look for the symbol that matches your device.



## Battery Heater Assembly

If installing an XR50 or Crystal Ball in a location known to drop below 15 degrees F in the winter, and the unit will be mounted directly outdoors without additional protection, then purchasing this heated battery pocket will protect the battery down to -40 degrees Fahrenheit. Includes factory prewired thermostat and circuit breaker. Must be factory installed. Works with the XR50 and Crystal Ball products with newer hinged-style, black metal work only.

Works  
With:



## Order Information

Part Number: S-BT-CX-HBATT

NOTE: Battery Heater Assembly does **NOT** include a battery.

## Applications

Extends Battery Life in Cold Climates

## Features

- Includes Factory Prewired Thermostat and Circuit Breaker
- Operates in Temperatures down to -40 degrees Fahrenheit

## Specifications

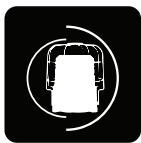
Length	6.75"
Width	3.25"
Height	1 1/8"
Weight	2 lbs 7 oz

**KEY:**

Crystal Ball



XR50



OmniBeacon



## OmniBeacon Replacement Battery

The OmniBeacon will automatically charge this battery using a high quality, temperature compensated battery charger. This charger works anytime primary power is present. If the battery will not charge, or becomes disconnected, a low battery alarm is issued. The backup battery allows the OmniBeacon to continue monitoring for up to 12 hours after a primary power loss.

Works  
With:

## Order Information

Part Number: S-BT-OB-RBATT

## Applications

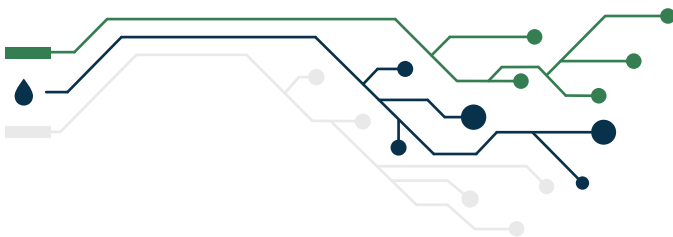
Replace current battery in OmniBeacon.

## Features

This replacement battery is rechargeable.

## Specifications

<b>Battery Type</b>	Sealed Lead Acid	<b>Length</b>	3.82"
<b>Voltage</b>	6 VDC	<b>Width</b>	0.94"
<b>Amp Hours</b>	1.2 Amp Hours	<b>Height</b>	2.03"
<b>Connectors</b>	0.187" Faston Spades	<b>Weight</b>	0.64 lbs



**GET THE SOLUTION THAT WORKS FOR YOU.**  
Our accessories are conveniently labeled with the device(s) they work with. Just look for the symbol that matches your device.



## OmniBeacon Large Hole Sealing Kit

The OmniBeacon Large Hole Sealing Kit is used to fill/cover a large hole in an electrical panel. A metal plate, along with two additional gaskets, is included to provide a complete seal.

Works  
With:



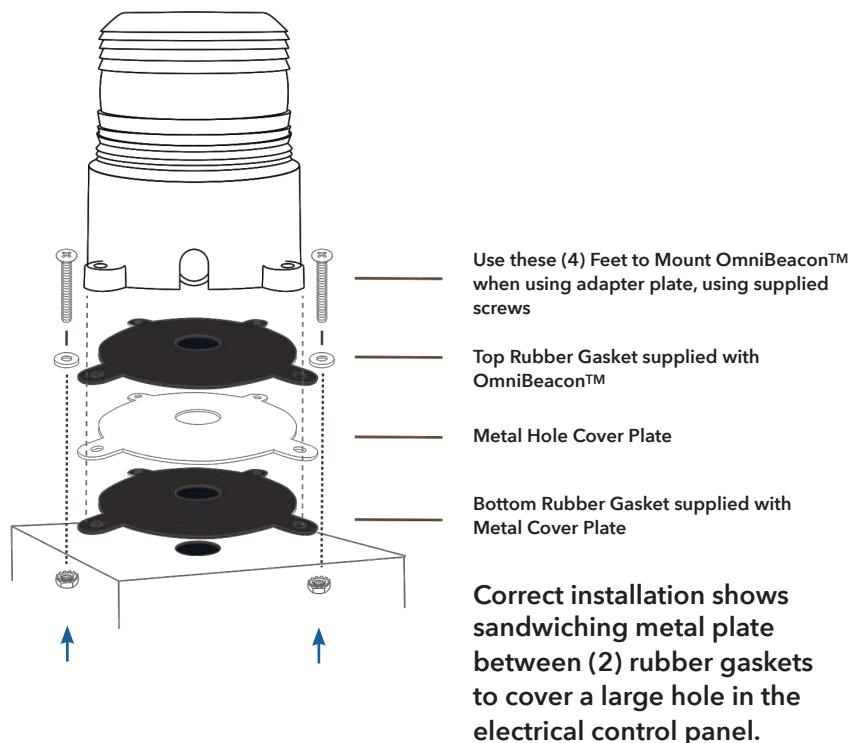
## Order Information


Part Number: S-OA-OB-LHSK

## Kit Includes


- (4) Stainless 8-32 Nuts
- (4) Stainless 8-32 Screws
- (4) #8 neoprene Sealing Washers
- (2) Foam Gaskets
- (1) Metal Cover Plate
- (1) Instruction Sheet

## Installation Diagram





# TEACH SPIKE SOME NEW TRICKS.

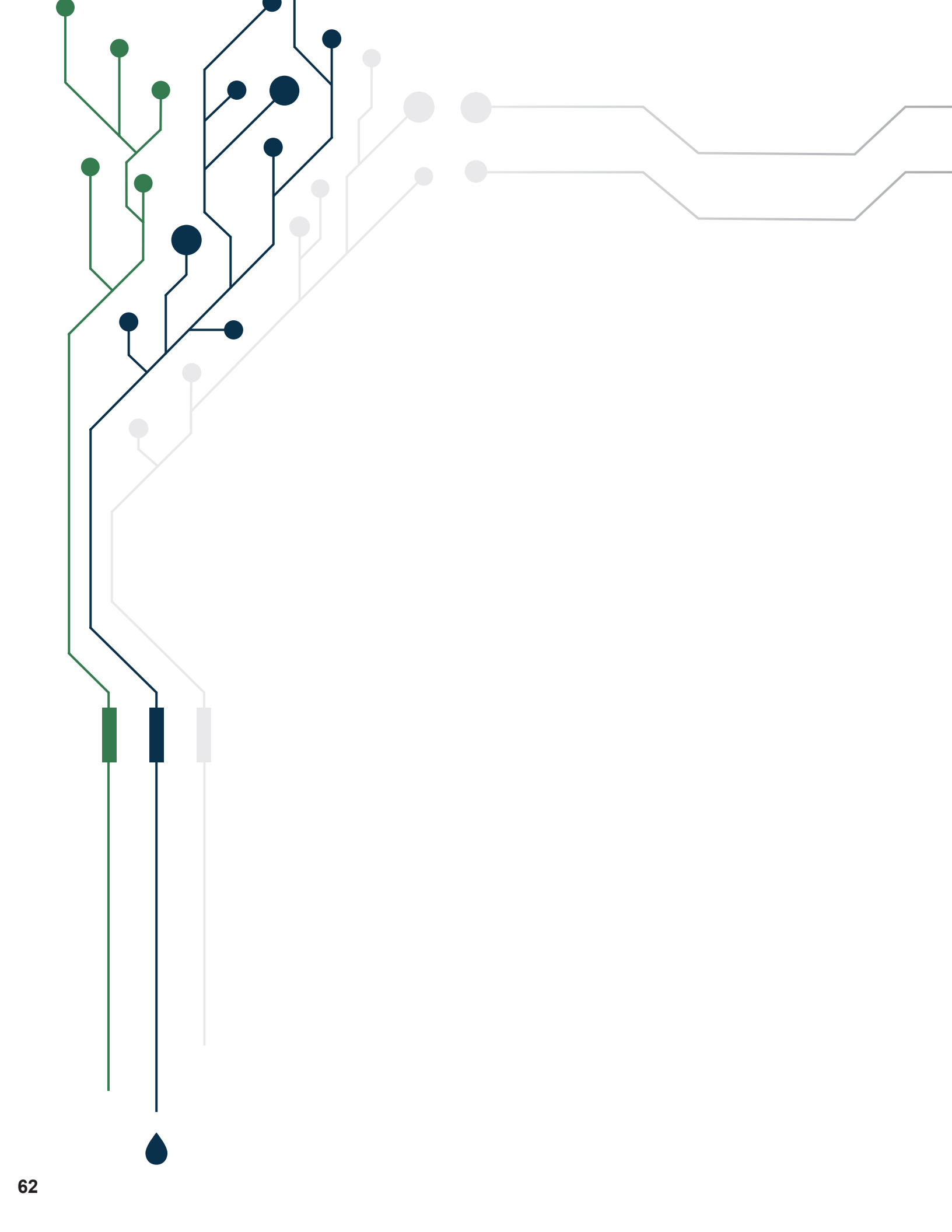


**LEARN ABOUT OMNISITE PRODUCTS AND OUR GUARDDOG SOFTWARE WITH FREE TUTORIALS AVAILABLE ON OUR YOUTUBE CHANNEL.**



**[WWW.YOUTUBE.COM/OMNISITE](http://WWW.YOUTUBE.COM/OMNISITE)**





# CELLULAR WIRELESS SERVICE

All of OmniSite's products are cellular based – much like a personal cell phone. Therefore our products require an active cellular plan to deliver alarms and notifications. Prices for cellular service are available through your local OmniSite sales representative. Service is directly billed to the end user/customer annually. The cost of service includes access to GuardDog, our cloud-based data collection and alarm software. GuardDog is available on both web-based and mobile app platforms.

## Order Options and Information

**Part Number:**      **Standard 1 Year Wireless Service with Reporting Every 24 Hours**  
S-WS-CX-STD1

**Part Number:**      **Standard 2 Year Wireless Service with Reporting Every 24 Hours**  
S-WS-CX-STD2

**Part Number:**      **Standard 3 Year Wireless Service with Reporting Every 24 Hours**  
S-WS-CX-STD3

**Part Number:**      **Elite 1 Year Wireless Service with Reporting Every 15 minutes**  
S-WS-CX-ELT1

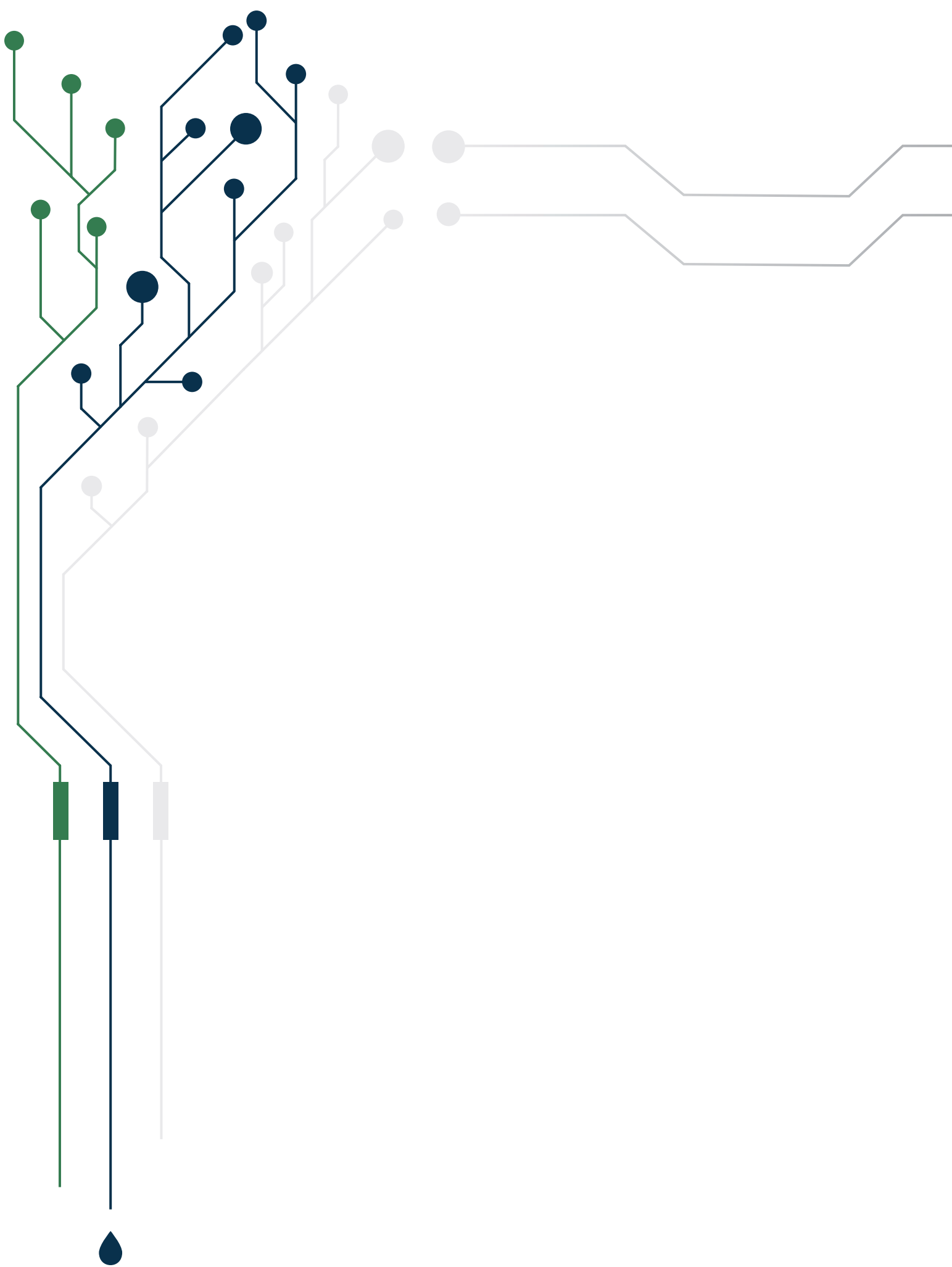
**Part Number:**      **Elite 2 Year Wireless Service with Reporting Every 15 minutes**  
S-WS-CX-ELT2

**Part Number:**      **Elite 3 Year Wireless Service with Reporting Every 15 minutes**  
S-WS-CX-ELT3

**Part Number:**      **OmniBeacon 1 Year Wireless Service**  
S-WS-SL-STD1

**Part Number:**      **OmniBeacon 2 Year Wireless Service**  
S-WS-SL-STD2

**Part Number:**      **OmniBeacon 3 Year Wireless Service**  
S-WS-SL-STD3





---

# REPAIR POLICIES

---

■ Our ‘No Hassle’ Repair Policy	_____	66
■ Order Options and Information	_____	66
■ OmniAdvantage Plan	_____	67

## Our ‘No Hassle’ Repair Policy

---

The primary cost component in all our products is the “motherboard.” This is the electronic printed circuit board that orchestrates most of the product’s functions. If we find your product’s motherboard has failed, then we will replace your entire product for a standard replacement price. This is our ‘**No Hassle’ Repair Policy**. Regardless of the product’s age, we will replace your product.

## Other Repairs Policy

---

If the repair is for any items other than the motherboard, we will invoice you our flat-rate repair fee.

### **To return a product to OmniSite for repairs:**

Call or email our technical support line and receive an RMA number (Returned Material Authorization).

**Prior to shipping product to OmniSite on RMA**, the person(s) who will be responsible for repair fees (either the customer or their area sales representative) must issue a purchase order number to OmniSite. Upon receipt of the returned product on RMA, OmniSite will determine the cause of the fault and provide a quote for the necessary repair or recommended replacement. All repair or replacement assessments are at OmniSite’s discretion.

## Order Options and Information

---

### **REPAIR TIER #1**

If the primary motherboard on an XR50, Viper, or Crystal Ball is damaged for any product, get an entirely new product (of same type, or upgrade at OmniSite’s discretion) if more than two years old (price includes return shipping to customer).

### **REPAIR TIER #2**

All other repairs for XR50 and Crystal Ball related to power supply, radio, radio carrier board, LCD display, and other misc, OR your product is NOT more than 2 years old (price includes return shipping to customer).

### **REPAIR TIER #3**

All repairs for OmniBeacon Product, which is our lower cost product, are billed at a flat fee regardless of parts used.

### **R-RD-CX/CV (VZW OR ATT)**

Radio upgrade Kit for XR50, Crystal Ball or Viper - must specify product model and unit number for radio kit upgrade.

### **R-RD-OB (VZW OR ATT)**

Radio upgrade Kit for OmniBeacon- must specify product version (SmarteLight or OmniBeacon) and unit number for radio kit upgrade.

# OmniAdvantage Plan

Put an end to repair and replacement costs with the OmniAdvantage plan. This annual subscription plan covers repairs and replacements on your device for the length of the subscription.




## As an OmniAdvantage Plan member you get:

- Lifetime Product Updates
- Lifetime Radio Upgrades
- Free Software Upgrades and Full-Featured GuardDog 2 Mobile App
- GuardDog Web Browser Setup and Priority Support
- Professional Training

## Want to learn more?

Contact one of our OmniAdvantage experts at 317-885-6330 ext: 137, or email [omniadvantage@omnisite.com](mailto:omniadvantage@omnisite.com). Visit [www.omnisite.com/omniadvantage](http://www.omnisite.com/omniadvantage) for more details.

## Order Information: Part Number: S-OA-PLAN

Description	OmniAdvantage	Basic
<b>Lifetime Product Warranty</b> Zero RMA costs, we'll repair or replace any defect. Exclusions apply. (See OmniAdvantage Limited Warranty Statement.)		Inspection Fee Starting at \$129 per RMA
<b>Lifetime Radio Upgrades</b> We'll replace your radio at no additional cost due to failure or network sunset. Exclusions apply. (See the OmniAdvantage Terms & Conditions. )		Restrictions Apply Starting at \$299 per Radio
<b>Professional Training</b> Free in-house and webinar training available to your employees.		Webinar Training Only
<b>Priority Support and GuardDog Setup</b> Will return all calls and emails same day if received by 4p EST. Free device setup by our Support Team.		-
<b>GuardDog 2.0 Full Featured Mobile App</b> Our full featured app allows device setup, callout list customization and reporting.		-
<b>Free standard support</b> Access to phone queue and email support. Return emails within 2 business days.		
<b>Web-based Device Management Software</b> GuardDog Web is a full featured device setup and management software package.		
<b>1 Year Limited Warranty on New Products</b> Covers new products for 1 Year after activation. Exclusions apply. See Standard Warranty Statement.		

**NOTE:** OmniAdvantage plan must be applied account-wide and cannot be assigned by device.

## CONTACT US

---

### ADDRESS

---

203 W. Morris St.  
Indianapolis, IN 46225

### PHONE

---

Sales : 317-885-6330 x 4  
Support : 317-885-6330 x 3  
Main : 317-885-6330

### EMAIL / WEB

---

[sales@omnisite.com](mailto:sales@omnisite.com)  
[support@omnisite.com](mailto:support@omnisite.com)  
[www.OmniSite.com/products](http://www.OmniSite.com/products)

---

**V.1 ©2020**

